

Graduating Student Survey Surveyed Final Semester in MLIS Program Program Completers Between 2013-2019

In their final semester enrolled in the MLIS program, students are asked to evaluate their preparation to enter the professional workforce. The same evaluation categories, which are based on ALA standards, are used in the alumni survey distributed two years after program graduation.

Please identify the extent to which you agree with the following statements as related to your preparation to become an entry level professional librarian or entry-level information services professional. The VSU MLIS program prepared me to...

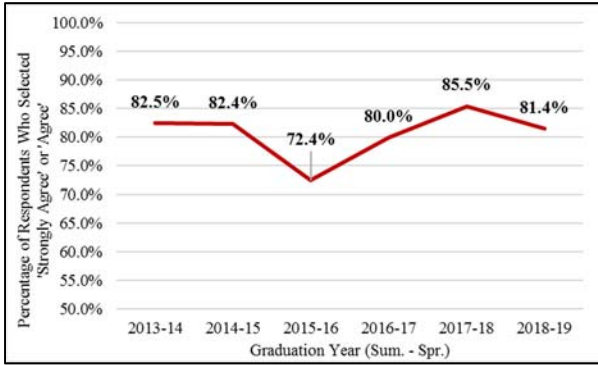
Survey Question	Graduation Year (Sum. - Spr.)	Total # of Respondents	Response Rate	Number and Percentage of Respondents by Response Choice					No Response
				Strongly Agree	Agree	Neutral	Disagree	Strongly Disagree	
...perform <u>administrative functions</u> effectively in a library or information center.	2018 - 2019	70	78.7	21 (30.0%)	36 (51.4%)	8 (11.4%)	4 (5.7%)	1 (1.4%)	0
	2017 - 2018	55	65.5	24 (43.6%)	23 (41.8%)	5 (9.1%)	1 (1.8%)	2 (3.6%)	0
	2016 - 2017	50	69.4	20 (40.0%)	20 (40.0%)	7 (14.0%)	2 (4.0%)	1 (2.0%)	0
	2015 - 2016	29	59.2	7 (24.1%)	14 (48.3%)	4 (13.8%)	1 (3.4%)	3 (10.3%)	0
	2014 - 2015	34	73.9	10 (29.4%)	18 (52.9%)	4 (11.8%)	2 (5.9%)	0 (0.0%)	0
	2013 - 2014	40	59.7	7 (17.5%)	26 (65.0%)	3 (7.5%)	4 (10.0%)	0 (0.0%)	0
...provide effective <u>public service</u> in a library or information center.	2018 - 2019	70	78.7	38 (54.3%)	25 (35.7%)	4 (5.7%)	3 (4.3%)	0 (0.0%)	0
	2017 - 2018	55	65.5	35 (63.6%)	15 (27.3%)	3 (5.5%)	1 (1.8%)	1 (1.8%)	0
	2016 - 2017	50	69.4	23 (46.0%)	22 (44.0%)	4 (8.0%)	1 (2.0%)	0 (0.0%)	0
	2015 - 2016	29	59.2	13 (44.8%)	10 (34.5%)	3 (10.3%)	0 (0.0%)	3 (10.3%)	0
	2014 - 2015	34	73.9	17 (50.0%)	13 (38.2%)	4 (11.8%)	0 (0.0%)	0 (0.0%)	0
	2013 - 2014	40	59.7	17 (42.5%)	18 (45.0%)	4 (10.0%)	1 (2.5%)	0 (0.0%)	0
... perform <u>library technical services</u> effectively in a library or information center.	2018 - 2019	70	78.7	19 (27.1%)	30 (42.9%)	14 (20.0%)	6 (8.6%)	1 (1.4%)	0
	2017 - 2018	55	65.5	14 (27.5%)	26 (51.0%)	5 (9.8%)	4 (7.8%)	2 (3.9%)	4
	2016 - 2017	50	69.4	13 (26.0%)	21 (42.0%)	6 (12.0%)	7 (14.0%)	3 (6.0%)	0
	2015 - 2016	29	59.2	3 (10.3%)	19 (65.5%)	4 (13.8%)	1 (3.4%)	2 (6.9%)	0
	2014 - 2015	34	73.9	13 (38.2%)	15 (44.1%)	4 (11.8%)	2 (5.9%)	0 (0.0%)	0
	2013 - 2014	40	59.7	7 (17.9%)	22 (56.4%)	5 (12.8%)	4 (10.3%)	1 (2.6%)	1
... use existing and emerging <u>technologies</u> effectively to meet needs in a library or information center.	2018 - 2019	70	78.7	23 (32.9%)	32 (45.7%)	11 (15.7%)	4 (5.7%)	0 (0.0%)	0
	2017 - 2018	55	65.5	19 (34.5%)	32 (58.2%)	3 (5.5%)	0 (0.0%)	1 (1.8%)	0
	2016 - 2017	50	69.4	22 (44.0%)	18 (36.0%)	7 (14.0%)	2 (4.0%)	1 (2.0%)	0
	2015 - 2016	29	59.2	10 (34.5%)	15 (51.7%)	1 (3.4%)	2 (6.9%)	1 (3.4%)	0
	2014 - 2015	34	73.9	18 (52.9%)	12 (35.3%)	1 (2.9%)	3 (8.8%)	0 (0.0%)	0
	2013 - 2014	40	59.7	12 (30.0%)	21 (52.5%)	6 (15.0%)	1 (2.5%)	0 (0.0%)	0
...integrate relevant <u>research</u> to enhance my work in library or information centers.	2018 - 2019	70	78.7	44 (62.9%)	21 (30.0%)	3 (4.3%)	2 (2.9%)	0 (0.0%)	0
	2017 - 2018	55	65.5	39 (70.9%)	15 (27.3%)	1 (1.8%)	0 (0.0%)	0 (0.0%)	0
	2016 - 2017	50	69.4	27 (54.0%)	16 (32.0%)	6 (12.0%)	1 (2.0%)	0 (0.0%)	0
	2015 - 2016	29	59.2	15 (51.7%)	10 (34.5%)	3 (10.3%)	0 (0.0%)	1 (3.4%)	0
	2014 - 2015	34	73.9	24 (70.6%)	10 (29.4%)	0 (0.0%)	0 (0.0%)	0 (0.0%)	0
	2013 - 2014	40	59.7	24 (60.0%)	16 (40.0%)	0 (0.0%)	0 (0.0%)	0 (0.0%)	0

Survey Question	Graduation Year (Sum. - Spr.)	Total # of Respondents	Response Rate	Number and Percentage of Respondents by Response Choice					No Response
				Strongly Agree	Agree	Neutral	Disagree	Strongly Disagree	
... <u>demonstrate professionalism</u> in my work.	2018 - 2019	70	78.7	47 (67.1%)	19 (27.1%)	2 (2.9%)	2 (2.9%)	0 (0.0%)	0
	2017 - 2018	55	65.5	43 (78.2%)	10 (18.2%)	0 (0.0%)	1 (1.8%)	1 (1.8%)	0
	2016 - 2017	50	69.4	27 (54.0%)	16 (32.0%)	6 (12.0%)	0 (0.0%)	1 (2.0%)	0
	2015 - 2016	29	59.2	18 (62.1%)	9 (31.0%)	1 (3.4%)	0 (0.0%)	1 (3.4%)	0
	2014 - 2015	34	73.9	21 (63.6%)	12 (36.4%)	0 (0.0%)	0 (0.0%)	0 (0.0%)	1
	2013 - 2014	40	59.7	23 (59.0%)	16 (41.0%)	0 (0.0%)	0 (0.0%)	0 (0.0%)	1

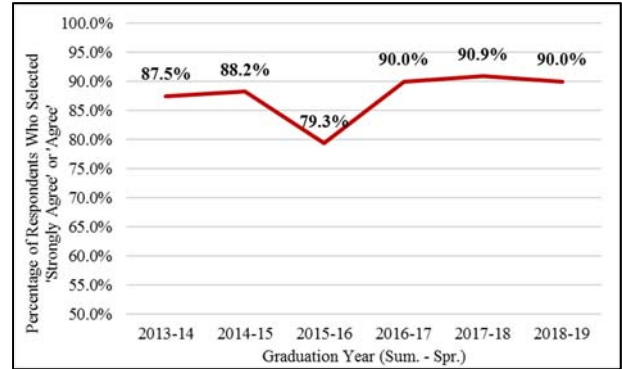
Charts on Percentage of Respondents Who Selected 'Strongly Agree' or 'Agree'

Please identify the extent to which you agree with the following statements as related to your preparation to become an entry level professional librarian or entry-level information services professional. The VSU MLIS program prepared me to...

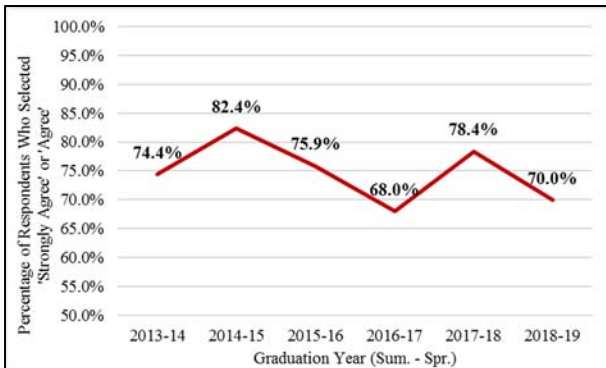
...perform administrative functions in a library or information center.



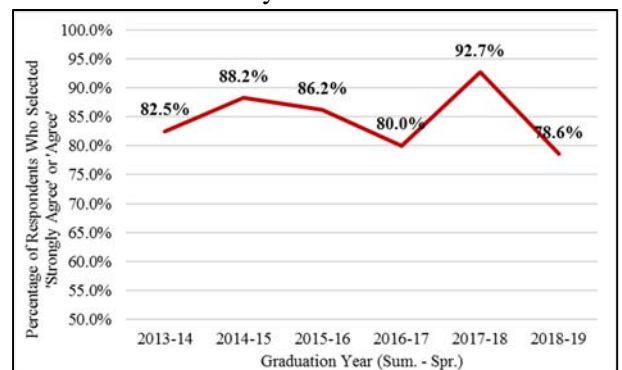
...provide effective public services in a library or information center.



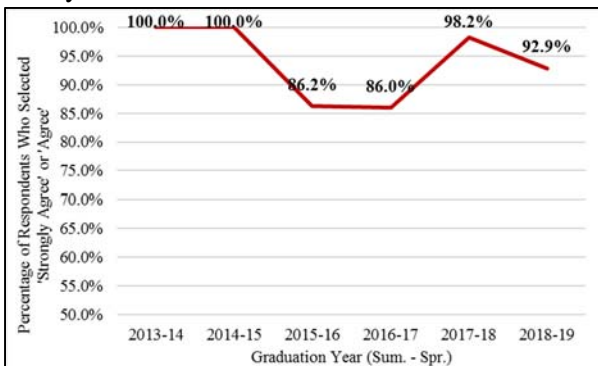
...effectively perform library technical services in a library or information center.



...effectively use existing and emerging technologies to meet needs in a library or information center.



...integrate relevant research to enhance my work in a library or information center.



...demonstrate professionalism in my work.

