



**VALDOSTA STATE UNIVERSITY  
OFFICE OF INSTITUTIONAL RESEARCH  
ENROLLMENT UPDATE—Spring 2020**

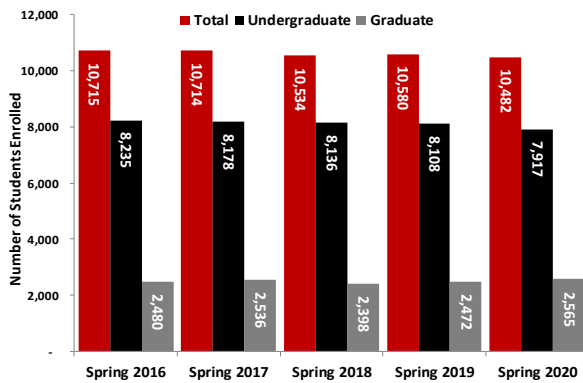
1500 N. Patterson St. Valdosta, GA 31698 • Phone (229) 333-7831  
http://www.valdosta.edu/administration/institutional-research



This information has been compiled by the Office of Institutional Research in an effort to provide useful and timely information to the Valdosta State University community. This information will be updated each semester, upon the availability of official data. Please contact the Office of Institutional Research with any questions regarding this publication.

**Spring 2020 Enrollment**

**Total Enrollment, Spring 2016–Spring 2020**

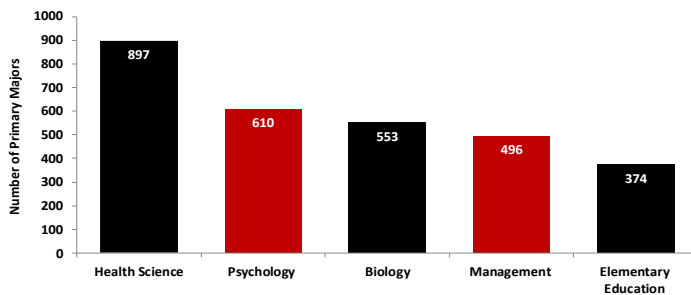


**Total Enrollment by Gender and Ethnicity, Spring 2020**

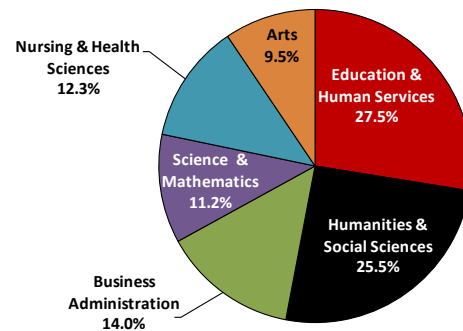
Ethnicity	Female	% of Female	Male	% of Male	Total	% of Total
American Indian/ Alaskan Native	10	0.1%	10	0.3%	20	0.2%
Asian	101	1.4%	99	2.9%	200	1.9%
Black	2,535	36.1%	1,154	33.4%	3,689	35.2%
Hawaiian/ Pacific Islander	11	0.2%	4	0.1%	15	0.1%
Hispanic	499	7.1%	282	8.2%	781	7.5%
Multiracial	278	4.0%	144	4.2%	422	4.0%
Unknown	35	0.5%	21	0.6%	56	0.5%
White	3,554	50.6%	1,745	50.4%	5,299	50.6%
<b>Total</b>	<b>7,023</b>	<b>100.0%</b>	<b>3,459</b>	<b>100.0%</b>	<b>10,482</b>	<b>100.0%</b>

\*Percentages may be off due to rounding.

**Total Enrollment by 5 Largest Declared Majors, Spring 2020**

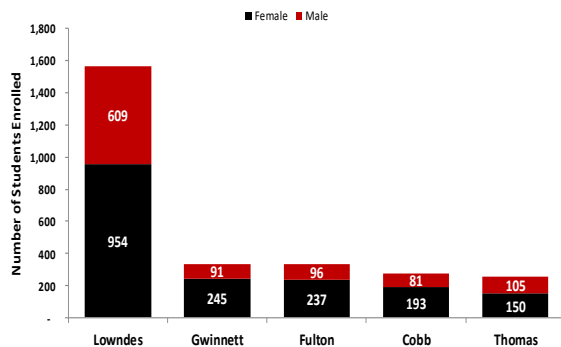


**Total Enrollment by College, Spring 2020**

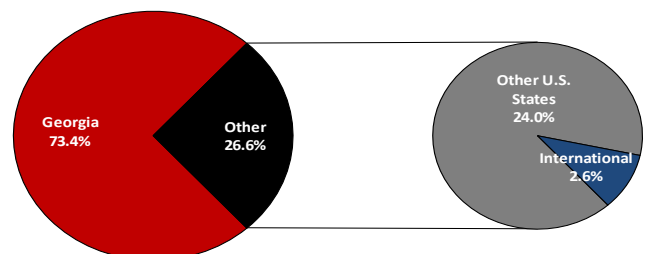


Note: The College of Humanities & Social Sciences includes undecided majors. Pre-business students are included in Business Administration. Pre-nursing students are included in Nursing.

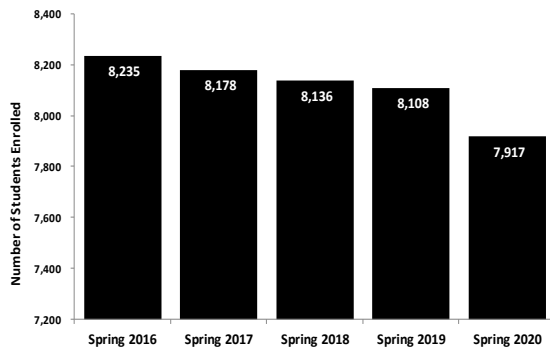
**Total Enrollment of Georgia Counties with Highest Enrollment by Gender, Spring 2020**



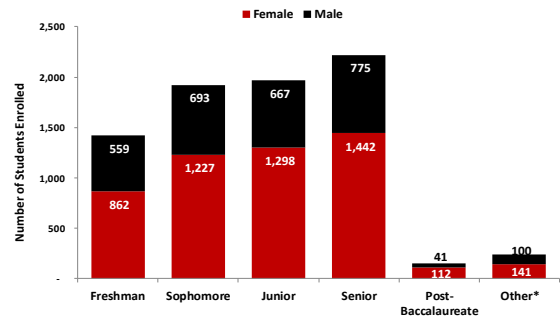
**Total Enrollment by Residency, Spring 2020**



**Undergraduate Enrollment, Spring 2016—Spring 2020**

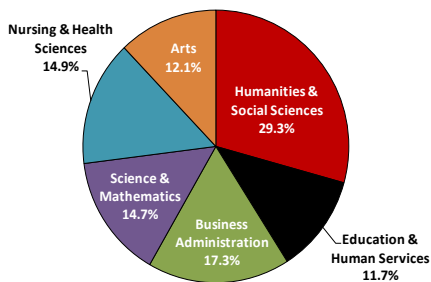


**Undergraduate Enrollment by Classification and Gender, Spring 2020**



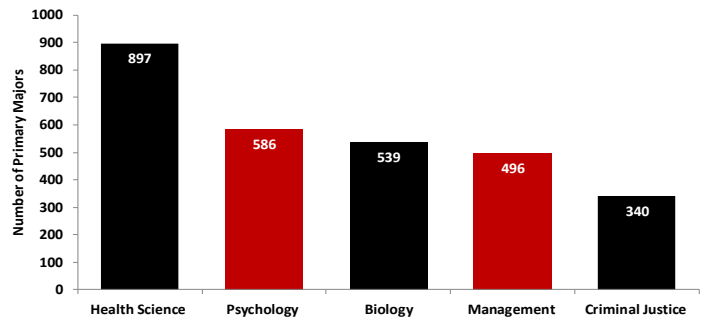
\* Includes Joint Enrolled and Transient.

**Undergraduate Students by College, Spring 2020**

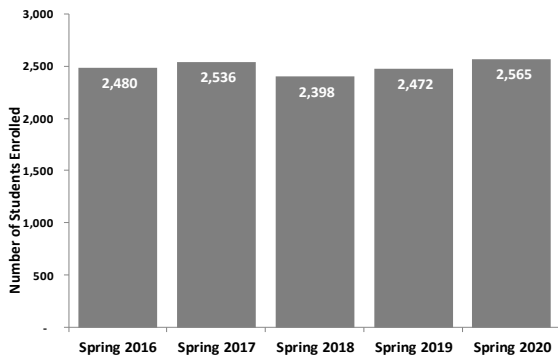


Note: The College of Humanities & Social Sciences includes undecided majors. Pre-business students are included in Business Administration. Pre-nursing students are included in Nursing & Health Sciences.

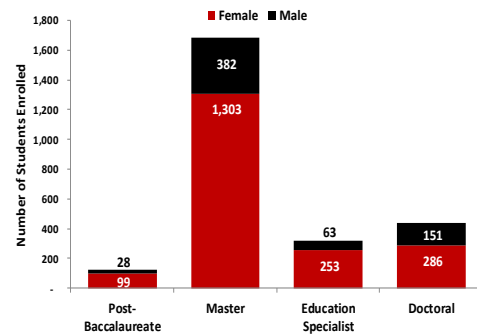
**Undergraduate Students by 5 Largest Declared Majors, Spring 2020**



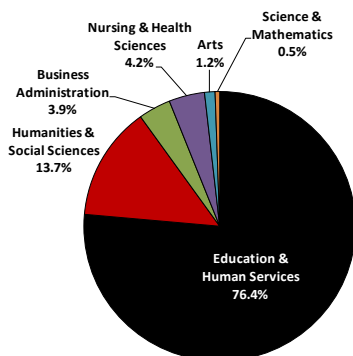
**Graduate Enrollment, Spring 2016—Spring 2020**



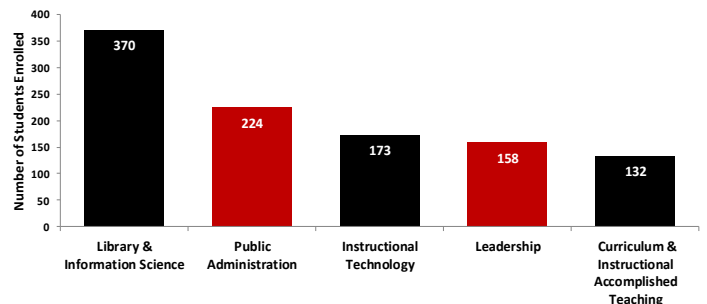
**Graduate Enrollment by Classification and Gender, Spring 2020**



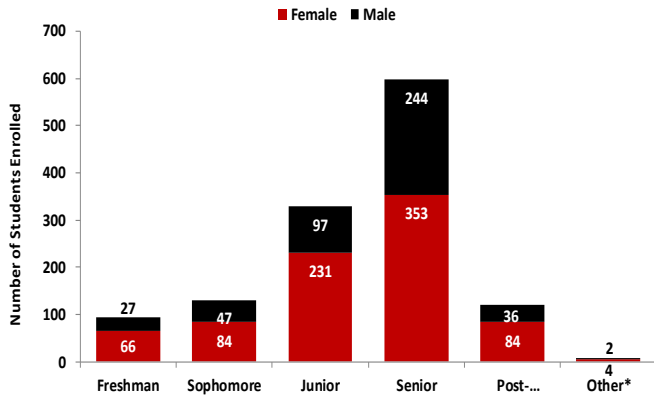
**Graduate Enrollment by College, Spring 2020**



**Graduate Students by 5 Largest Declared Majors, Spring 2020**

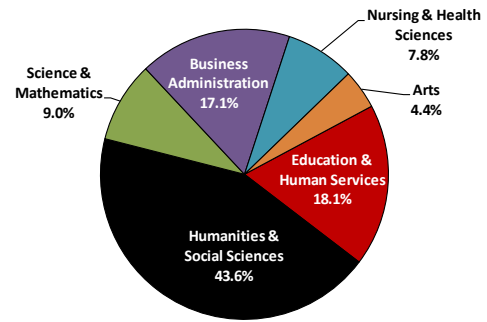


**Undergraduate Adult Learners by Classification and Gender, Spring 2020**

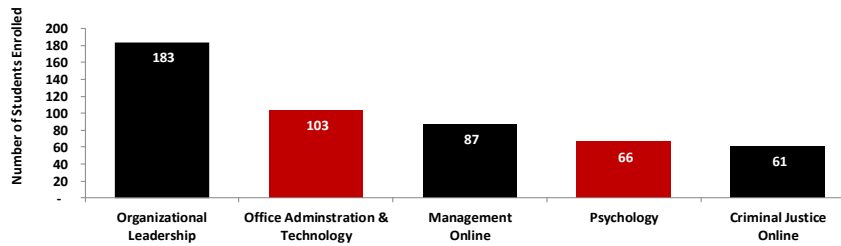


\* Includes Joint Enrolled and Transient.

**Undergraduate Adult Learners by College, Spring 2020**



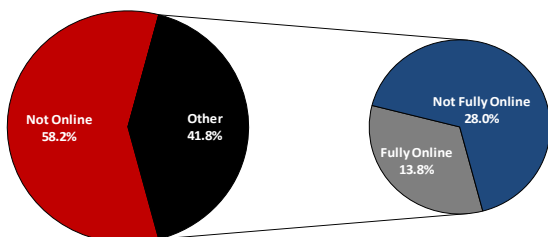
**Undergraduate Adult Learners by 5 Largest Declared Majors, Spring 2020**



**Total Enrollment for Distance Learning, Spring 2020**



**Undergraduate Enrollment for Distance Learning, Spring 2020**



**Graduate Enrollment for Distance Learning, Spring 2020**

