



ENROLLMENT NEWSLETTER FOR SPRING 2025

VALDOSTA STATE UNIVERSITY | OFFICE OF STRATEGIC RESEARCH & ANALYSIS

1500 N. Patterson St. Valdosta, GA 31698 | Phone (229) 333-7831

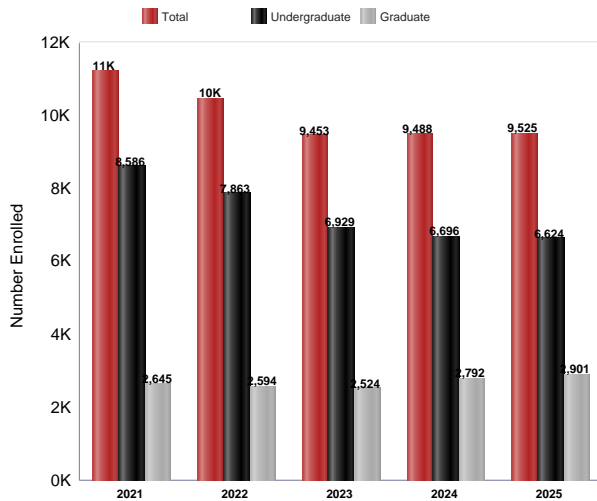
<https://www.valdosta.edu/administration/institutional-research/>



This information has been compiled by the Office of Strategic Research & Analysis (SRA) in an effort to provide useful and timely information to the Valdosta State University community. This information will be updated each semester, upon the availability of official data. Please contact the SRA with any questions regarding this publication.

SPRING 2025 ENROLLMENT

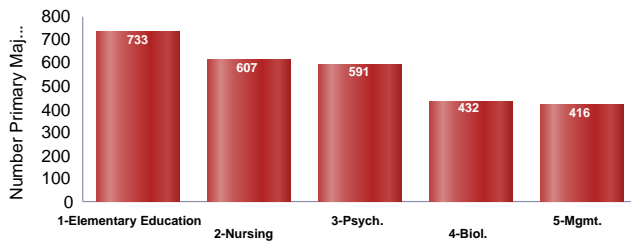
Total Enrollment, Spring 2021-2025



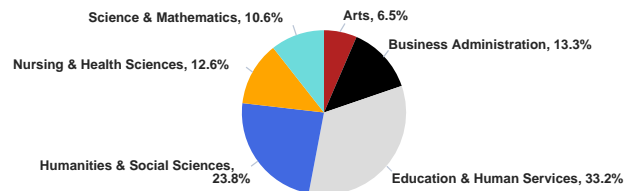
Total Enrollment by Gender and Ethnicity, Spring 2025

Ethnicity	Female	Female %	Male	Male %	Total	Total %
American Indian or Alaska Native	8	0.1%	4	0.1%	12	0.1%
Asian	124	1.9%	81	2.8%	205	2.2%
Black or African American	2,363	35.4%	884	31.0%	3,247	34.1%
Hawaiian/Pacific Islander	4	0.1%	5	0.2%	9	0.1%
Hispanic	608	9.1%	308	10.8%	916	9.6%
Multiracial	225	3.4%	118	4.1%	343	3.6%
Unknown	66	1.0%	44	1.5%	110	1.2%
White	3,279	49.1%	1,404	49.3%	4,683	49.2%
Total	6,677	100.0%	2,848	100.0%	9,525	100.0%

Total Enrollment by 5 Largest Declared Majors, Spring 2025



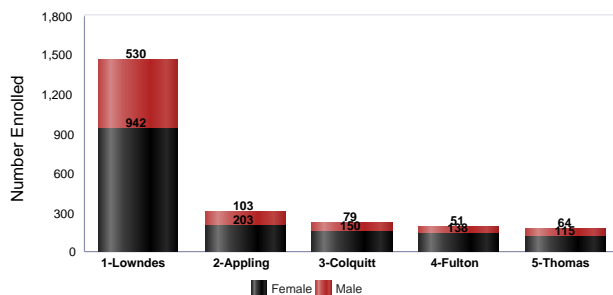
Total Enrollment by College, Spring 2025



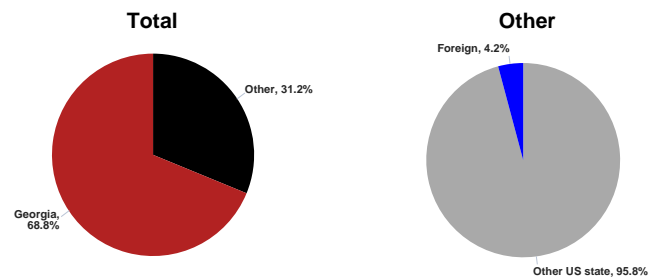
Note: The College of Humanities & Social Sciences includes undecided majors. Pre-business students are included in Business Administration. Pre-nursing students are included in Nursing.

Note: Abbreviations used for space saving.

Total Enrollment by Georgia Counties with Highest Enrollment and Gender, Spring 2025

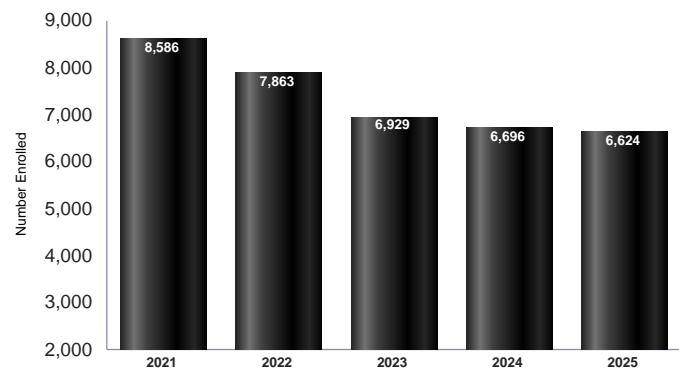


Total Enrollment by Residency, Spring 2025

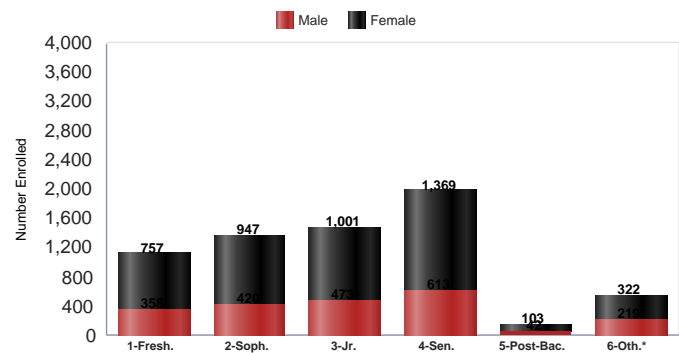


Note: Other includes Other U.S. State and Foreign students.

Undergraduate Enrollment, Spring 2021-2025

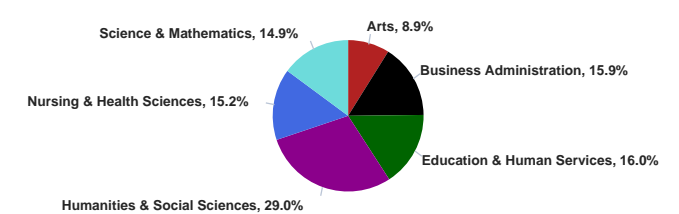


Undergraduate Enrollment by Classification and Gender, Spring 2025



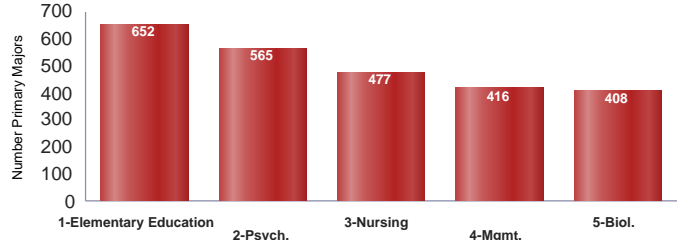
*Includes Joint Enrolled, Transient and Other. Abbreviations used for space saving.

Undergraduate Enrollment by College, Spring 2025



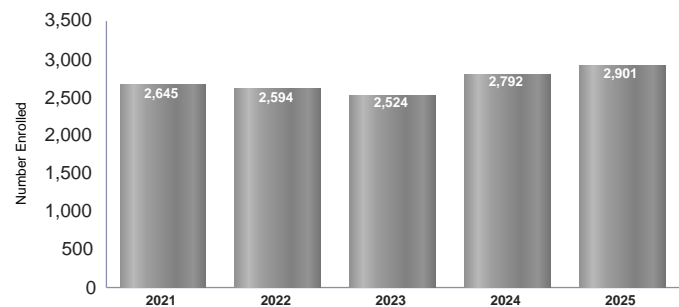
Note: The College of Humanities and Social Sciences includes undecided majors. Pre-business students are included in Business Administration. Pre-nursing students are included in Nursing.

Undergraduate Enrollment by 5 Largest Declared Majors, Spring 2025

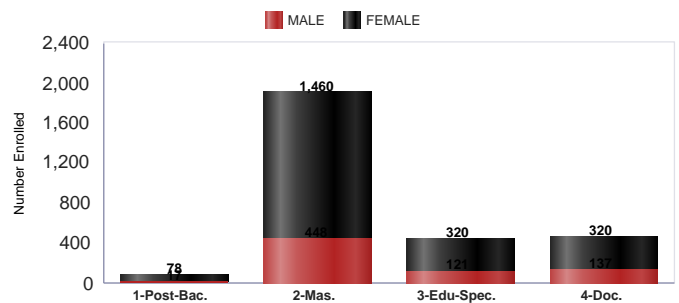


Note: Abbreviations used for space saving.

Graduate Enrollment, Spring 2021-2025

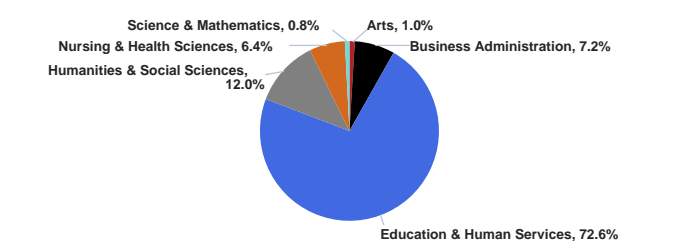


Graduate Enrollment by Classification and Gender, Spring 2025

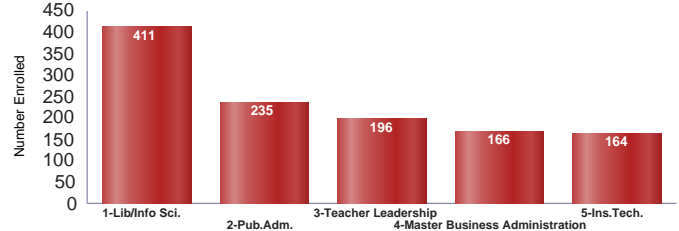


Note: Abbreviations used for space saving.

Graduate Enrollment by College, Spring 2025

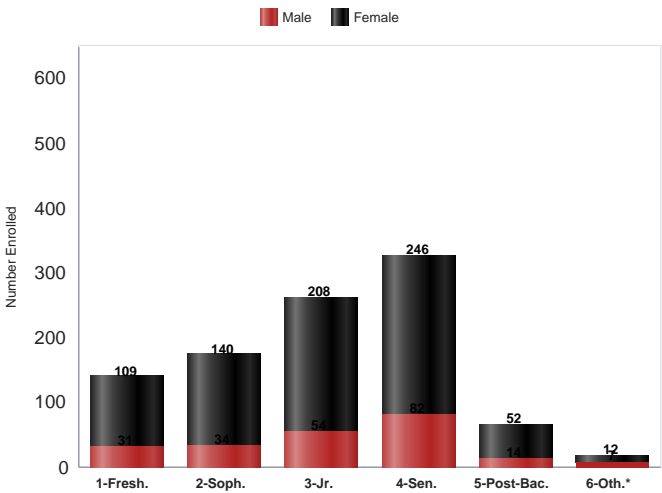


Graduate Enrollment by 5 Largest Declared Majors, Spring 2025



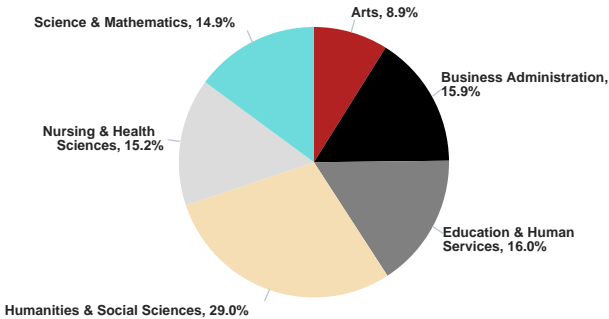
Note: Abbreviations used for space saving.

Undergraduate Adult Learners by Classification and Gender, Spring 2025



*Includes Joint Enrolled and Transient

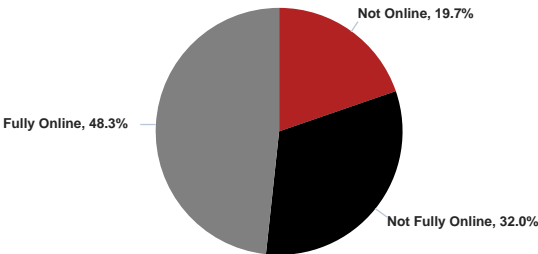
Undergraduate Adult Learners by College, Spring 2025



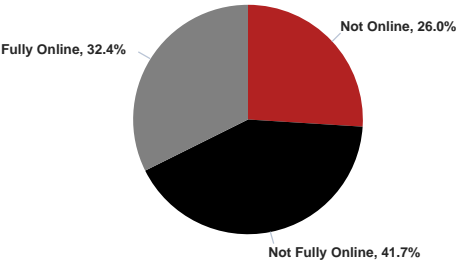
Undergraduate Adult Learners by 5 Largest Declared Majors, Spring 2025



Total Enrollment for Distance Learning, Spring 2025



Undergraduate Enrollment for Distance Learning, Spring 2025



Graduate Enrollment for Distance Learning, Spring 2025

