



ENROLLMENT NEWSLETTER FOR SUMMER 2022

VALDOSTA STATE UNIVERSITY | OFFICE OF INSTITUTIONAL RESEARCH

1500 N. Patterson St. Valdosta, GA 31698 | Phone (229) 333-7831

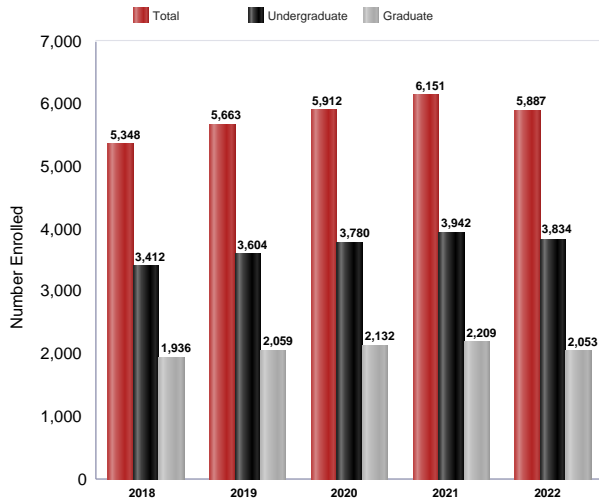
<https://www.valdosta.edu/administration/institutional-research/>



This information has been compiled by the Office of Institutional Research in an effort to provide useful and timely information to the Valdosta State University community. This information will be updated each semester, upon the availability of official data. Please contact the Office of Institutional Research with any questions regarding this publication.

SUMMER 2022 ENROLLMENT

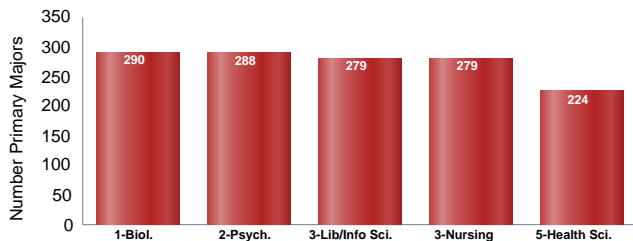
Total Enrollment, Summer 2018-2022



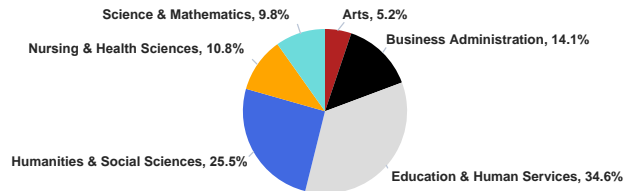
Total Enrollment by Gender and Ethnicity, Summer 2022

Ethnicity	Female	Female %	Male	Male %	Total	Total %
American Indian or Alaska Native	8	0.2%	1	0.1%	9	0.2%
Asian	57	1.4%	35	2.0%	92	1.6%
Black or African American	1,450	35.0%	576	33.1%	2,026	34.4%
Hawaiian/Pacific Islander	4	0.1%	2	0.1%	6	0.1%
Hispanic	336	8.1%	153	8.8%	489	8.3%
Multiracial	145	3.5%	52	3.0%	197	3.3%
Unknown	33	0.8%	14	0.8%	47	0.8%
White	2,114	51.0%	907	52.1%	3,021	51.3%
Total	4,147	100.0%	1,740	100.0%	5,887	100.0%

Total Enrollment by 5 Largest Declared Majors, Summer 2022



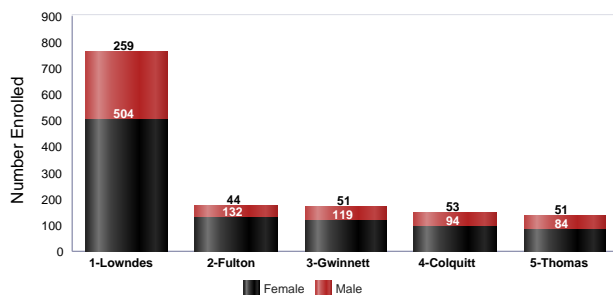
Total Enrollment by College, Summer 2022



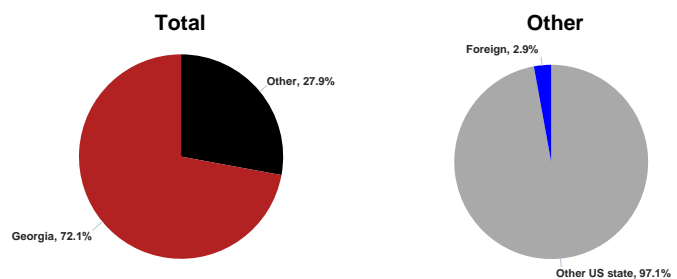
Note: The College of Humanities & Social Sciences includes undecided majors. Pre-business students are included in Business Administration. Pre-nursing students are included in Nursing.

Note: Abbreviations used for space saving.

Total Enrollment by Georgia Counties with Highest Enrollment and Gender, Summer 2022

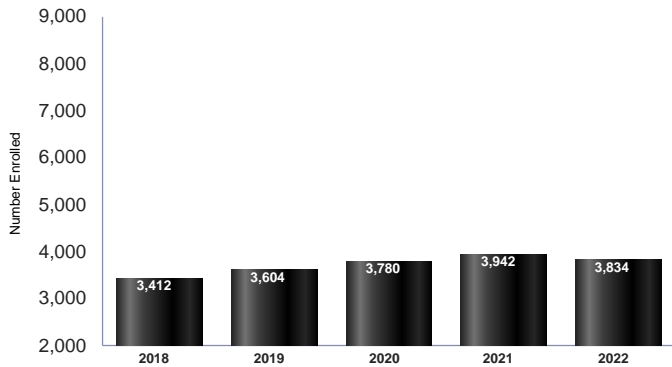


Total Enrollment by Residency, Summer 2022

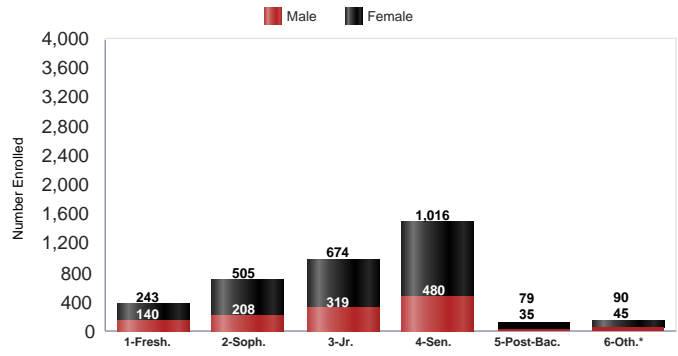


Note: Other includes Other U.S. State and Foreign students.

Undergraduate Enrollment, Summer 2018-2022

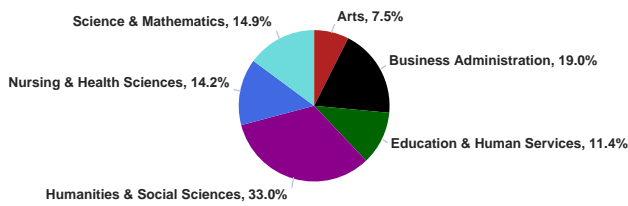


Undergraduate Enrollment by Classification and Gender, Summer 2022



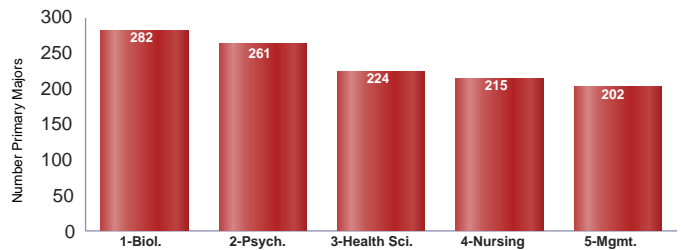
*Includes Joint Enrolled, Transient and Other. Abbreviations used for space saving.

Undergraduate Enrollment by College, Summer 2022



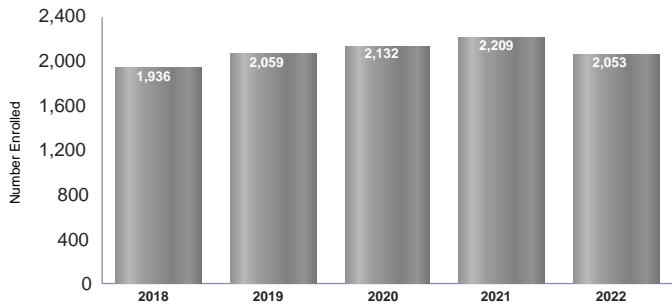
Note: The College of Humanities and Social Sciences includes undecided majors. Pre-business students are included in Business Administration. Pre-nursing students are included in Nursing.

Undergraduate Enrollment by 5 Largest Declared Majors, Summer 2022

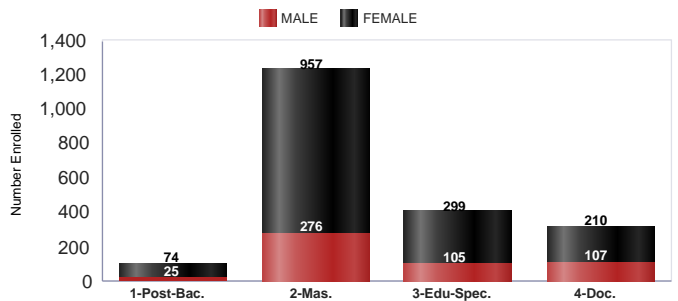


Note: Abbreviations used for space saving.

Graduate Enrollment, Summer 2018-2022

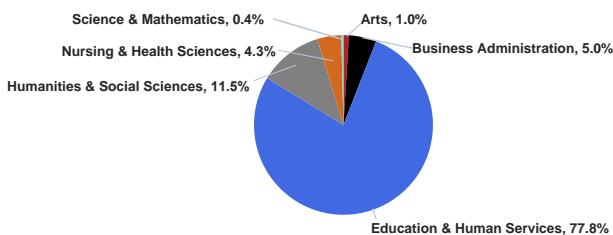


Graduate Enrollment by Classification and Gender, Summer 2022

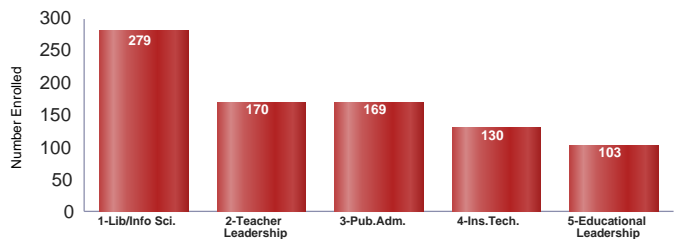


Note: Abbreviations used for space saving.

Graduate Enrollment by College, Summer 2022

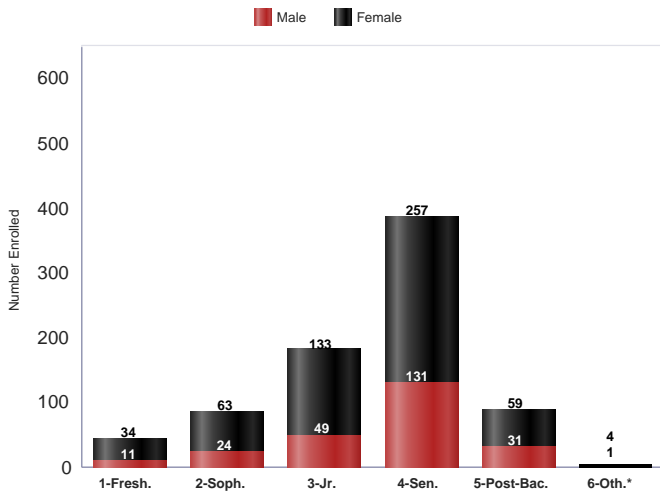


Graduate Enrollment by 5 Largest Declared Majors, Summer 2022

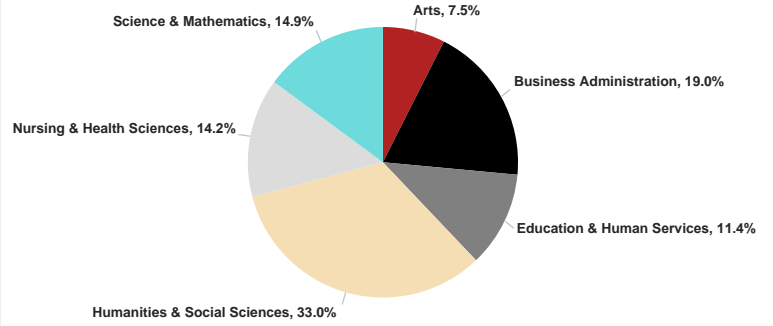


Note: Abbreviations used for space saving.

Undergraduate Adult Learners by Classification and Gender, Summer 2022

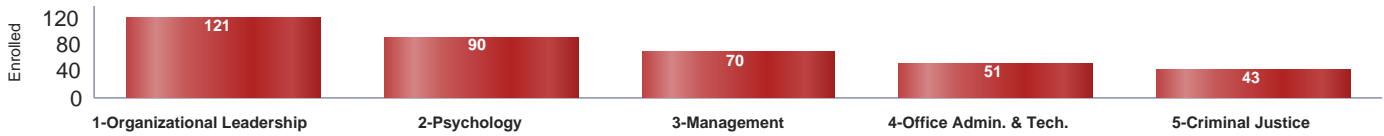


Undergraduate Adult Learners by College, Summer 2022

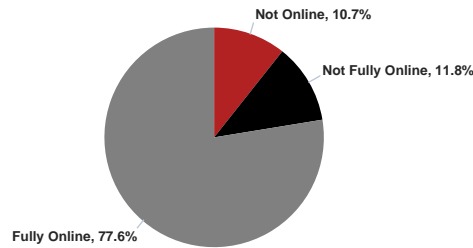


*Includes Joint Enrolled and Transient

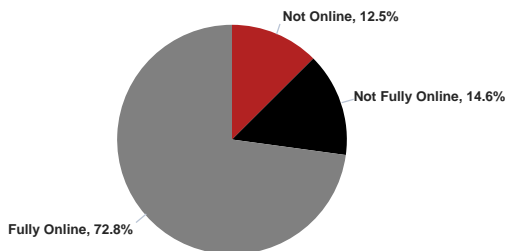
Undergraduate Adult Learners by 5 Largest Declared Majors, Summer 2022



Total Enrollment for Distance Learning, Summer 2022



Undergraduate Enrollment for Distance Learning, Summer 2022



Graduate Enrollment for Distance Learning, Summer 2022

