



ENROLLMENT NEWSLETTER FOR SPRING 2022

VALDOSTA STATE UNIVERSITY | OFFICE OF INSTITUTIONAL RESEARCH

1500 N. Patterson St. Valdosta, GA 31698 | Phone (229) 333-7831

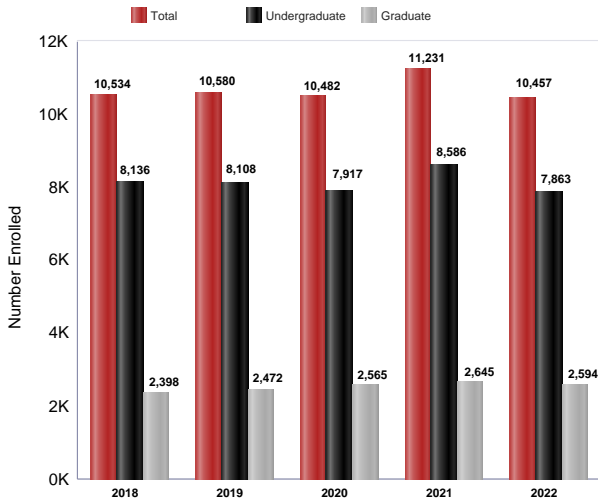
<https://www.valdosta.edu/administration/institutional-research/>



This information has been compiled by the Office of Institutional Research in an effort to provide useful and timely information to the Valdosta State University community. This information will be updated each semester, upon the availability of official data. Please contact the Office of Institutional Research with any questions regarding this publication.

SPRING 2022 ENROLLMENT

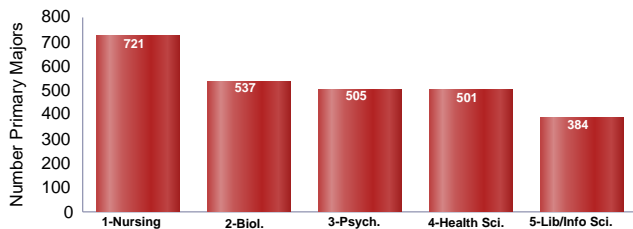
Total Enrollment, Spring 2018-2022



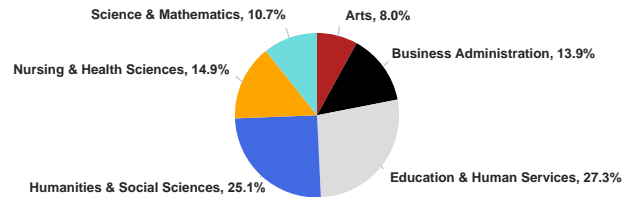
Total Enrollment by Gender and Ethnicity, Spring 2022

Ethnicity	Female	Female %	Male	Male %	Total	Total %
American Indian or Alaska Native	13	0.2%	0	0.0%	13	0.1%
Asian	101	1.4%	67	2.1%	168	1.6%
Black or African American	2,679	36.9%	1,108	34.6%	3,787	36.2%
Hawaiian/Pacific Islander	7	0.1%	3	0.1%	10	0.1%
Hispanic	700	9.6%	354	11.1%	1,054	10.1%
Multiracial	261	3.6%	124	3.9%	385	3.7%
Unknown	50	0.7%	26	0.8%	76	0.7%
White	3,445	47.5%	1,519	47.5%	4,964	47.5%
Total	7,256	100.0%	3,201	100.0%	10,457	100.0%

Total Enrollment by 5 Largest Declared Majors, Spring 2022



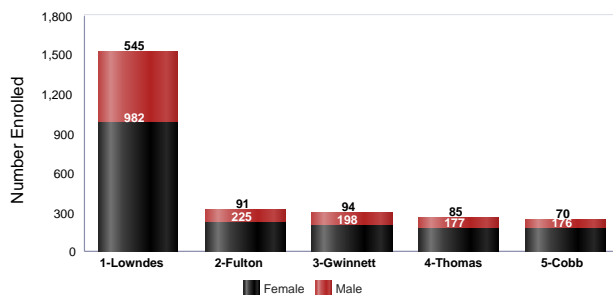
Total Enrollment by College, Spring 2022



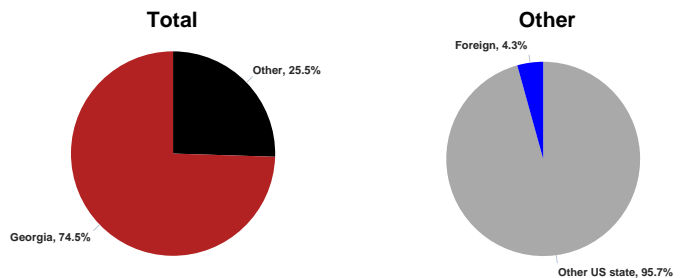
Note: The College of Humanities & Social Sciences includes undecided majors. Pre-business students are included in Business Administration. Pre-nursing students are included in Nursing.

Note: Abbreviations used for space saving.

Total Enrollment by Georgia Counties with Highest Enrollment and Gender, Spring 2022

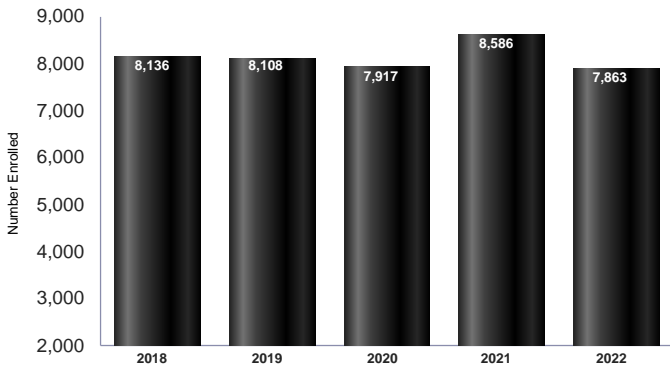


Total Enrollment by Residency, Spring 2022

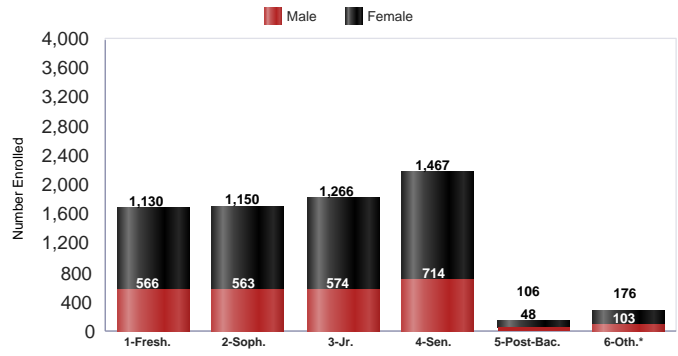


Note: Other includes Other U.S. State and Foreign students.

Undergraduate Enrollment, Spring 2018-2022

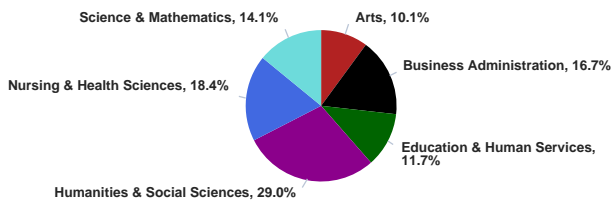


Undergraduate Enrollment by Classification and Gender, Spring 2022



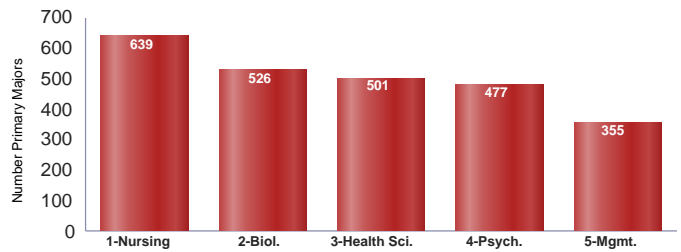
*Includes Joint Enrolled, Transient and Other. Abbreviations used for space saving.

Undergraduate Enrollment by College, Spring 2022



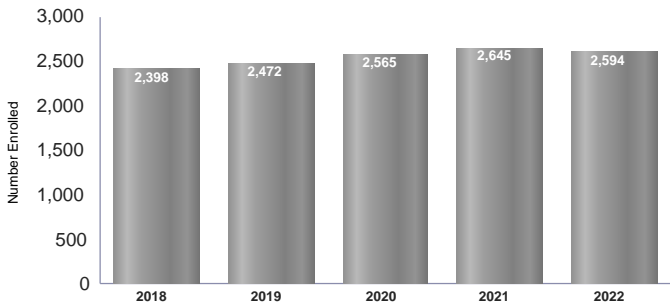
Note: The College of Humanities and Social Sciences includes undecided majors. Pre-business students are included in Business Administration. Pre-nursing students are included in Nursing.

Undergraduate Enrollment by 5 Largest Declared Majors, Spring 2022

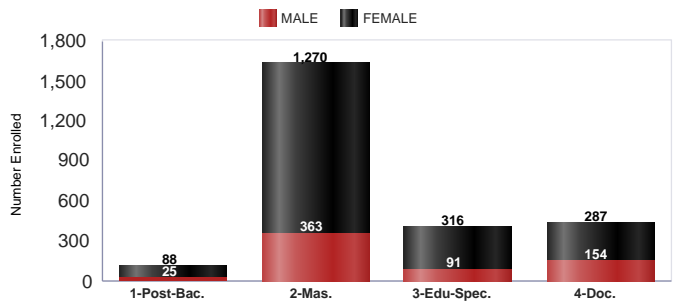


Note: Abbreviations used for space saving.

Graduate Enrollment, Spring 2018-2022

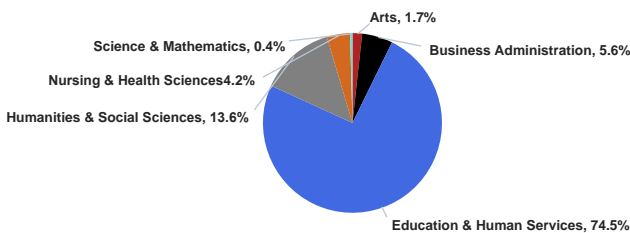


Graduate Enrollment by Classification and Gender, Spring 2022

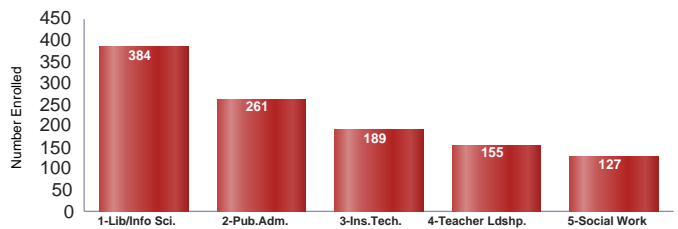


Note: Abbreviations used for space saving.

Graduate Enrollment by College, Spring 2022

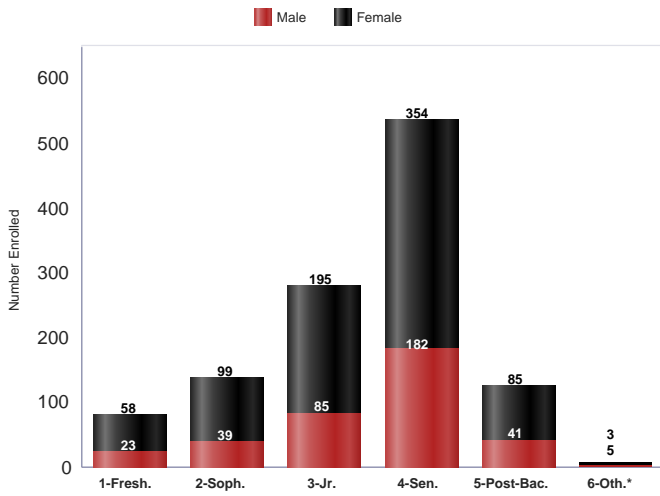


Graduate Enrollment by 5 Largest Declared Majors, Spring 2022

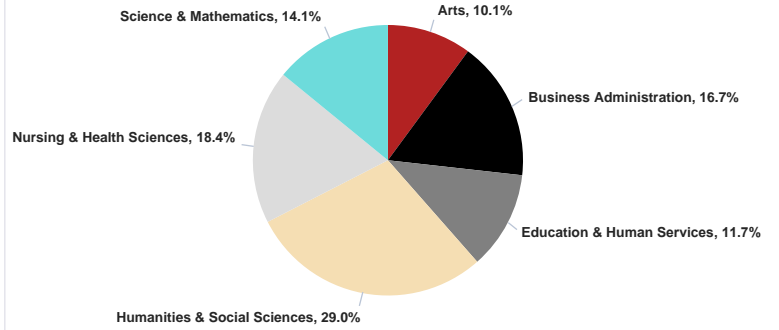


Note: Abbreviations used for space saving.

Undergraduate Adult Learners by Classification and Gender, Spring 2022

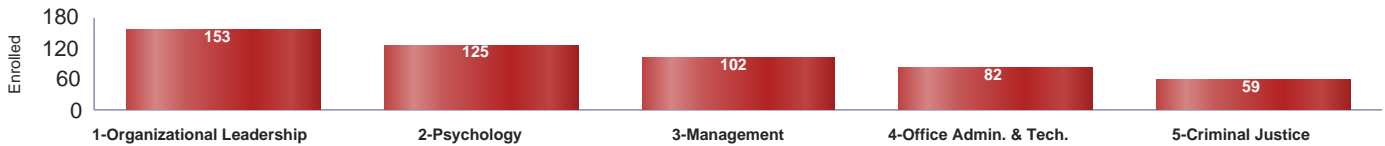


Undergraduate Adult Learners by College, Spring 2022

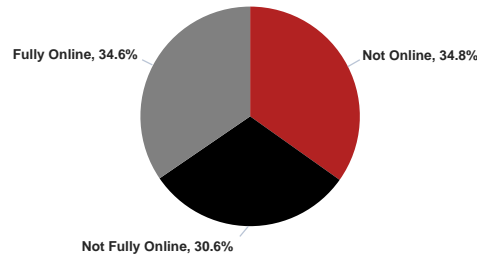


*Includes Joint Enrolled and Transient

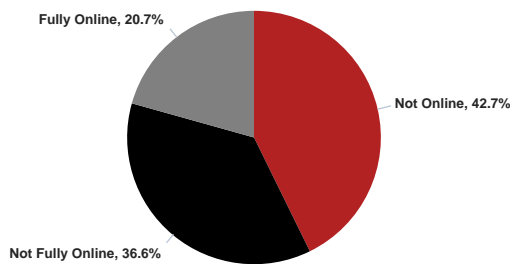
Undergraduate Adult Learners by 5 Largest Declared Majors, Spring 2022



Total Enrollment for Distance Learning, Spring 2022



Undergraduate Enrollment for Distance Learning, Spring 2022



Graduate Enrollment for Distance Learning, Spring 2022

