



# ENROLLMENT NEWSLETTER FOR SPRING 2021

## VALDOSTA STATE UNIVERSITY | OFFICE OF INSTITUTIONAL RESEARCH

1500 N. Patterson St. Valdosta, GA 31698 | Phone (229) 333-7831

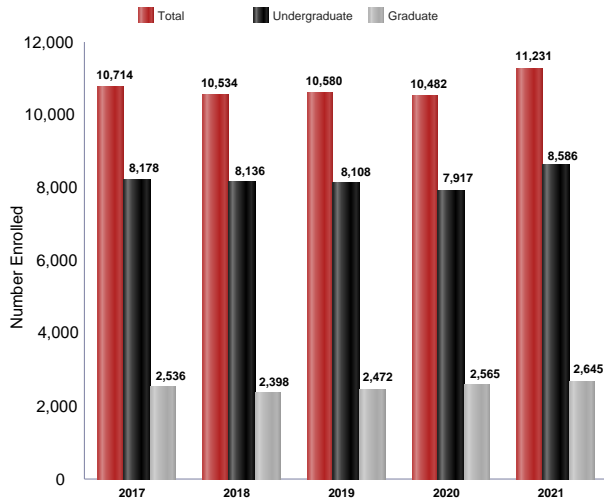
<https://www.valdosta.edu/administration/institutional-research/>



This information has been compiled by the Office of Institutional Research in an effort to provide useful and timely information to the Valdosta State University community. This information will be updated each semester, upon the availability of official data. Please contact the Office of Institutional Research with any questions regarding this publication.

### SPRING 2021 ENROLLMENT

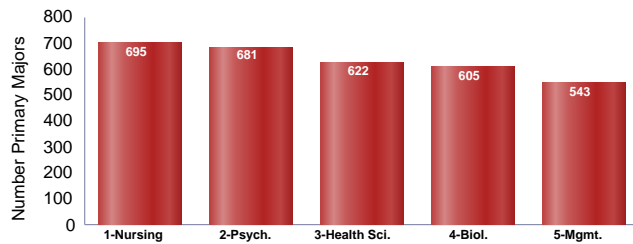
**Total Enrollment, Spring 2017-2021**



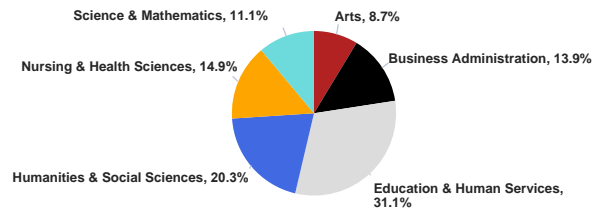
**Total Enrollment by Gender and Ethnicity, Spring 2021**

Ethnicity	Female	Female %	Male	Male %	Total	Total %
American Indian or Alaska Native	13	0.2%	5	0.1%	18	0.2%
Asian	104	1.4%	76	2.1%	180	1.6%
Black or African American	2,935	38.3%	1,273	35.7%	4,208	37.5%
Hawaiian/Pacific Islander	13	0.2%	2	0.1%	15	0.1%
Hispanic	625	8.2%	308	8.6%	933	8.3%
Multiracial	301	3.9%	137	3.8%	438	3.9%
Unknown	37	0.5%	25	0.7%	62	0.6%
White	3,640	47.5%	1,737	48.8%	5,377	47.9%
<b>Total</b>	<b>7,668</b>	<b>100.0%</b>	<b>3,563</b>	<b>100.0%</b>	<b>11,231</b>	<b>100.0%</b>

**Total Enrollment by 5 Largest Declared Majors, Spring 2021**



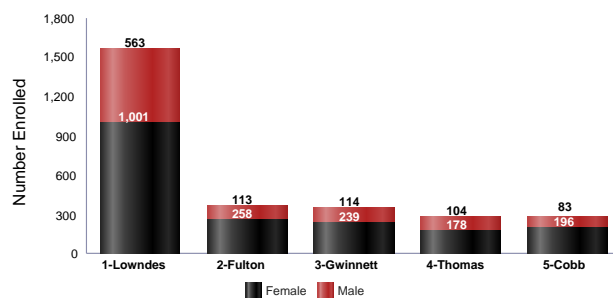
**Total Enrollment by College, Spring 2021**



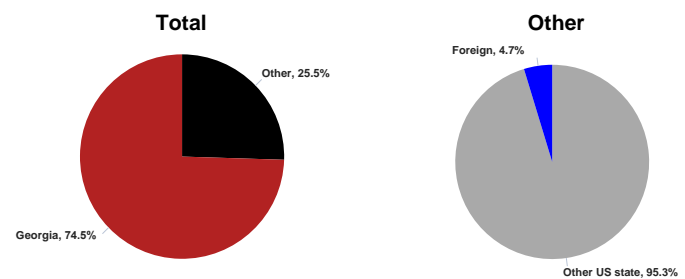
Note: The College of Humanities & Social Sciences includes undecided majors. Pre-business students are included in Business Administration. Pre-nursing students are included in Nursing.

Note: Abbreviations used for space saving.

**Total Enrollment by Georgia Counties with Highest Enrollment and Gender, Spring 2021**

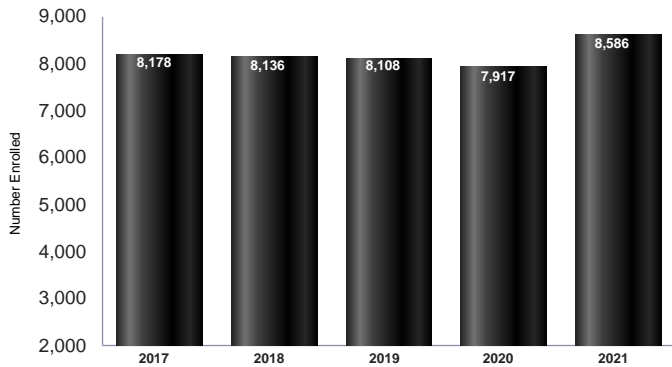


**Total Enrollment by Residency, Spring 2021**

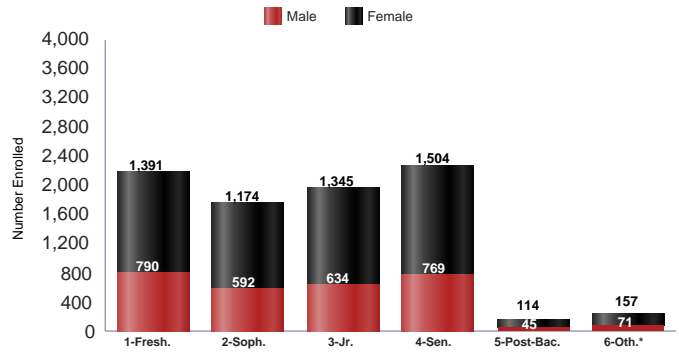


Note: Other includes Other U.S. State and Foreign students.

**Undergraduate Enrollment, Spring 2017-2021**

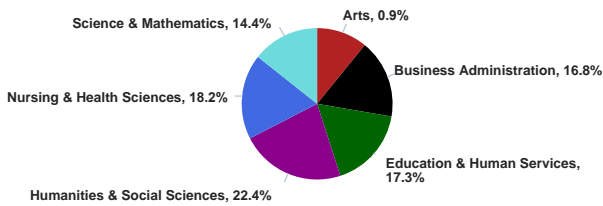


**Undergraduate Enrollment by Classification and Gender, Spring 2021**



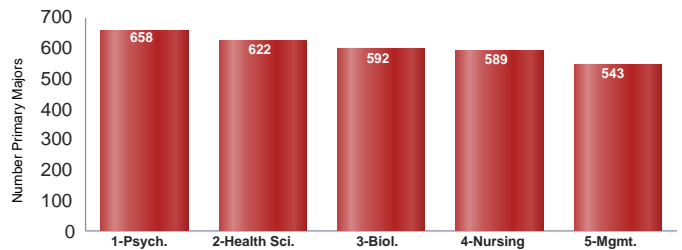
\*Includes Joint Enrolled, Transient and Other. Abbreviations used for space saving.

**Undergraduate Enrollment by College, Spring 2021**



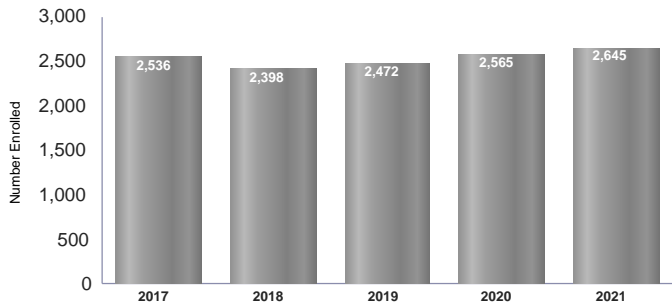
Note: The College of Humanities and Social Sciences includes undecided majors. Pre-business students are included in Business Administration. Pre-nursing students are included in Nursing.

**Undergraduate Enrollment by 5 Largest Declared Majors, Spring 2021**

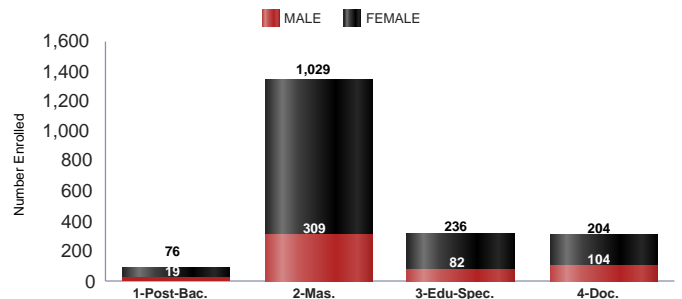


Note: Abbreviations used for space saving.

**Graduate Enrollment, Spring 2017-2021**

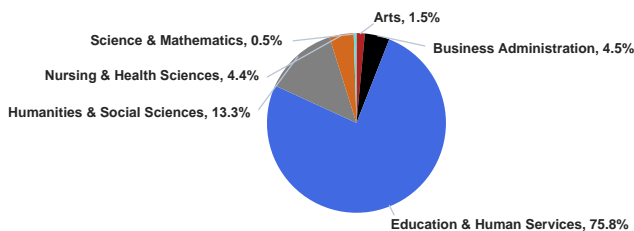


**Graduate Enrollment by Classification and Gender, Spring 2021**

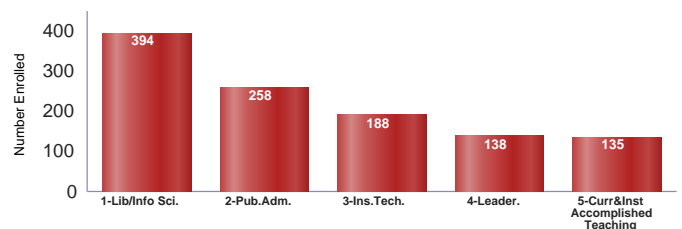


Note: Abbreviations used for space saving.

**Graduate Enrollment by College, Spring 2021**

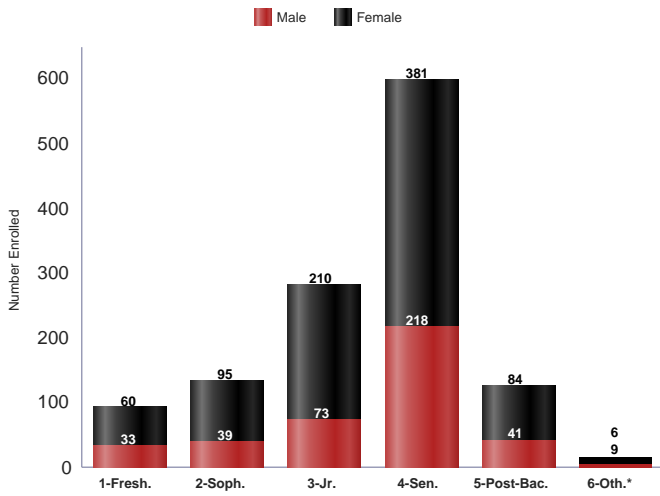


**Graduate Enrollment by 5 Largest Declared Majors, Spring 2021**

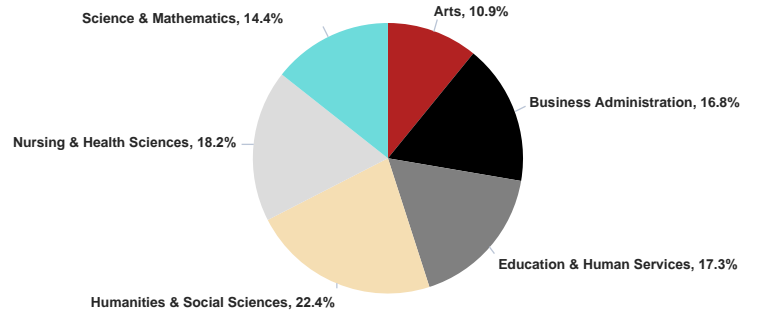


Note: Abbreviations used for space saving.

**Undergraduate Adult Learners by Classification and Gender, Spring 2021**

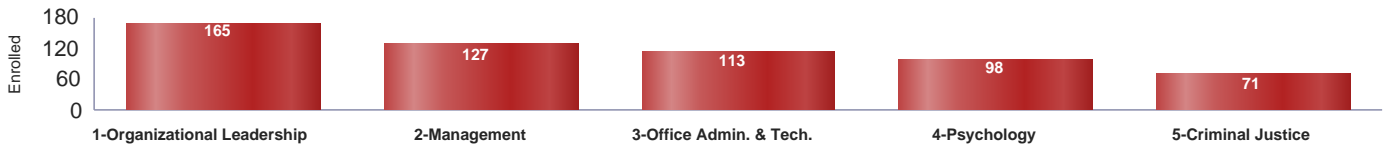


**Undergraduate Adult Learners by College, Spring 2021**

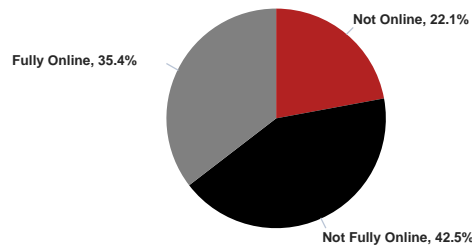


\*Includes Joint Enrolled and Transient

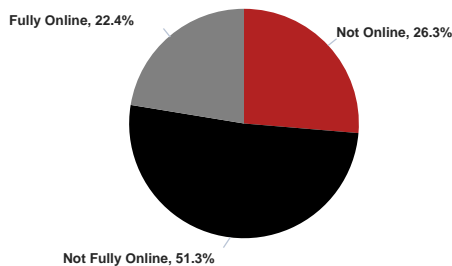
**Undergraduate Adult Learners by 5 Largest Declared Majors, Spring 2021**



**Total Enrollment for Distance Learning, Spring 2021**



**Undergraduate Enrollment for Distance Learning, Spring 2021**



**Graduate Enrollment for Distance Learning, Spring 2021**

