



**VALDOSTA STATE UNIVERSITY
OFFICE OF INSTITUTIONAL RESEARCH
ENROLLMENT UPDATE—Spring 2019**

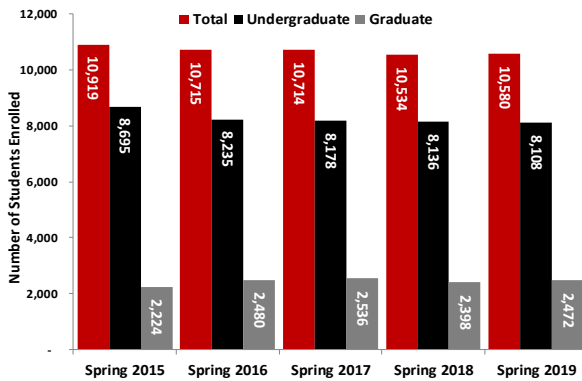
1500 N. Patterson St. Valdosta, GA 31698 • Phone (229) 333-7831
http://www.valdosta.edu/administration/institutional-research



This information has been compiled by the Office of Institutional Research in an effort to provide useful and timely information to the Valdosta State University community. This information will be updated each semester, upon the availability of official data. Please contact the Office of Institutional Research with any questions regarding this publication.

Spring 2019 Enrollment

Total Enrollment, Spring 2015–Spring 2019

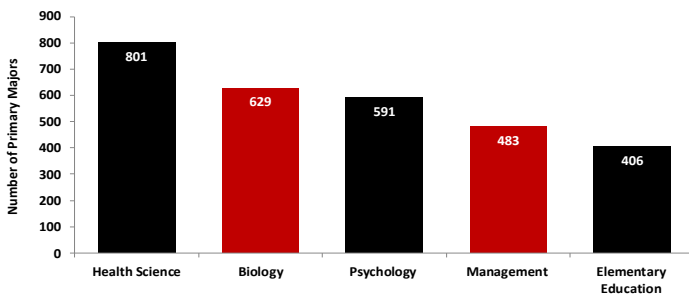


Total Enrollment by Gender and Ethnicity, Spring 2019

Ethnicity	Female	% of Female	Male	% of Male	Total	% of Total
American Indian/ Alaskan Native	16	0.2%	12	0.3%	28	0.3%
Asian	93	1.3%	133	3.7%	226	2.1%
Black	2,552	36.4%	1,189	33.3%	3,741	35.4%
Hawaiian/ Pacific Islander	8	0.1%	5	0.1%	13	0.1%
Hispanic	449	6.4%	254	7.1%	703	6.6%
Multiracial	253	3.6%	137	3.8%	390	3.7%
Unknown	39	0.6%	29	0.8%	68	0.6%
White	3,595	51.3%	1,816	50.8%	5,411	51.1%
Total	7,005	100.0%	3,575	100.0%	10,580	100.0%

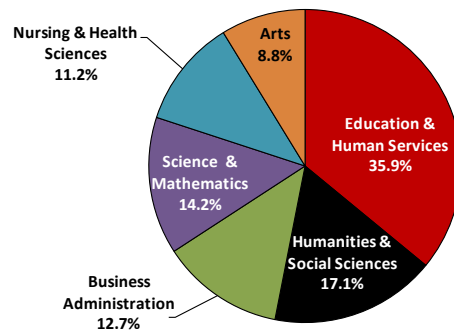
*Percentages may be off due to rounding.

Total Enrollment by 5 Largest Declared Majors, Spring 2019



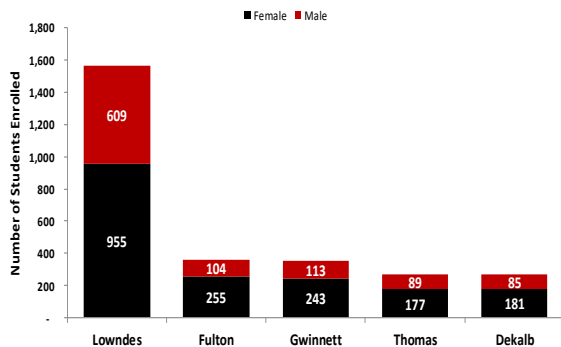
*Health Science includes Exercise Physiology and Nursing.

Total Enrollment by College, Spring 2019

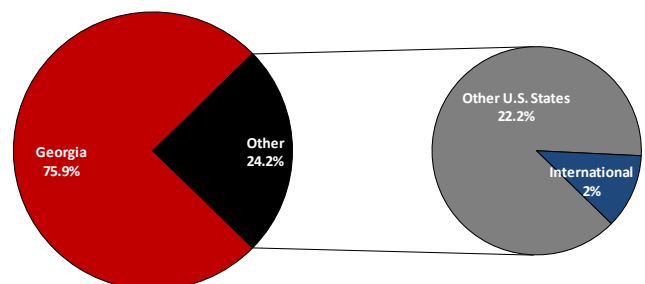


Note: The College of Humanities & Social Sciences includes undecided majors. Pre-business students are included in Business Administration. Pre-nursing students are included in Nursing.

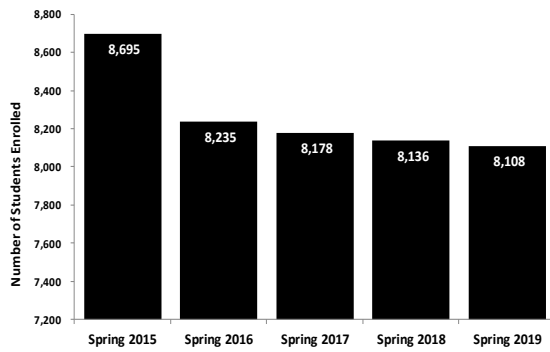
Total Enrollment of Georgia Counties with Highest Enrollment by Gender, Spring 2019



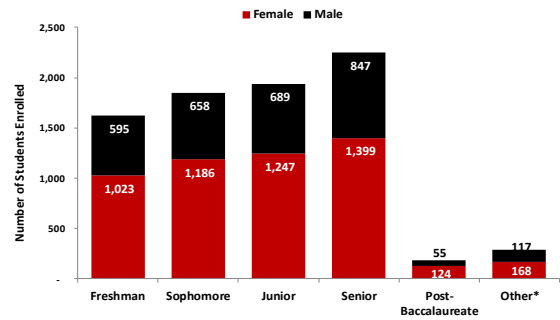
Total Enrollment by Residency, Spring 2019



Undergraduate Enrollment, Spring 2015—Spring 2019

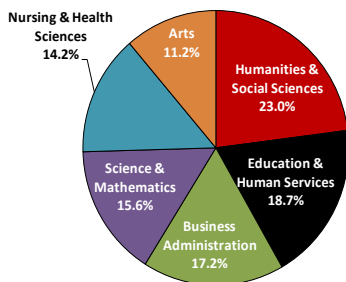


Undergraduate Enrollment by Classification and Gender, Spring 2019



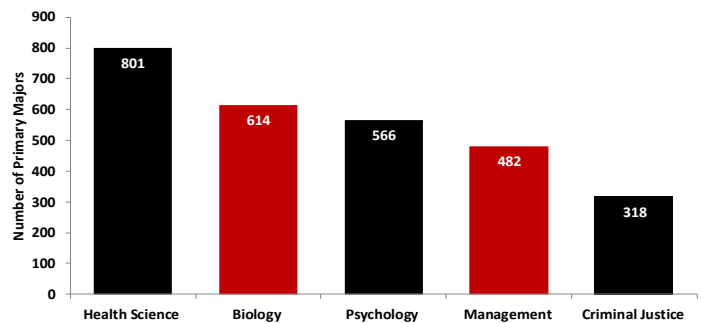
* Includes Joint Enrolled and Transient.

Undergraduate Students by College, Spring 2019



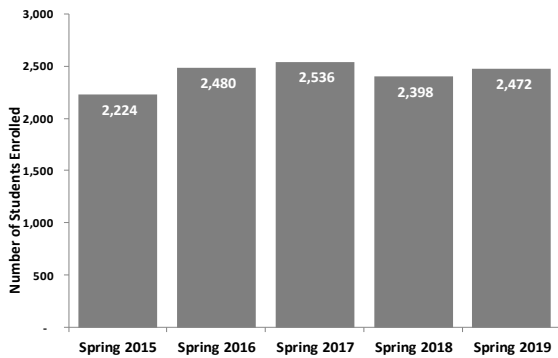
Note: The College of Humanities & Social Sciences includes undecided majors. Pre-business students are included in Business Administration. Pre-nursing students are

Undergraduate Students by 5 Largest Declared Majors, Spring 2019

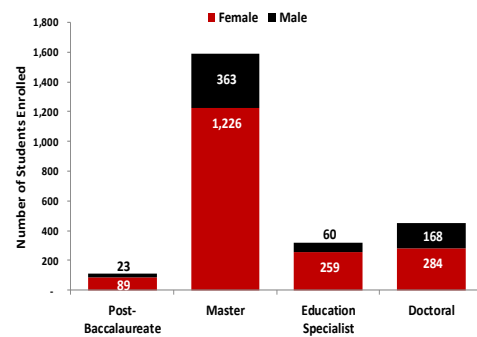


*Health Science includes Exercise Physiology and Nursing.

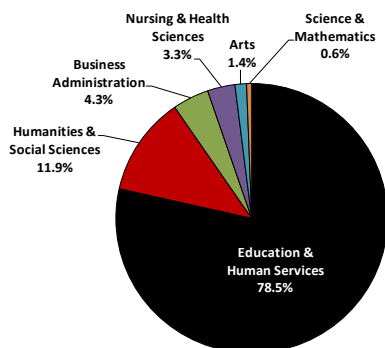
Graduate Enrollment, Spring 2015—Spring 2019



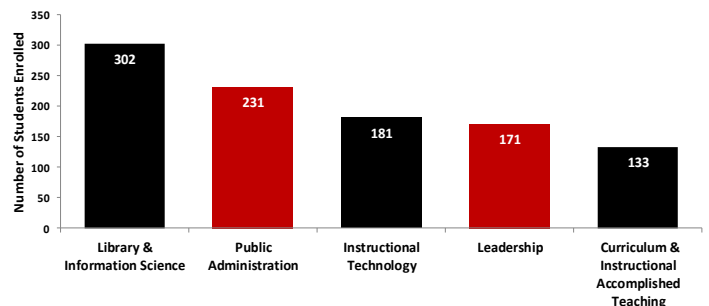
Graduate Enrollment by Classification and Gender, Spring 2019



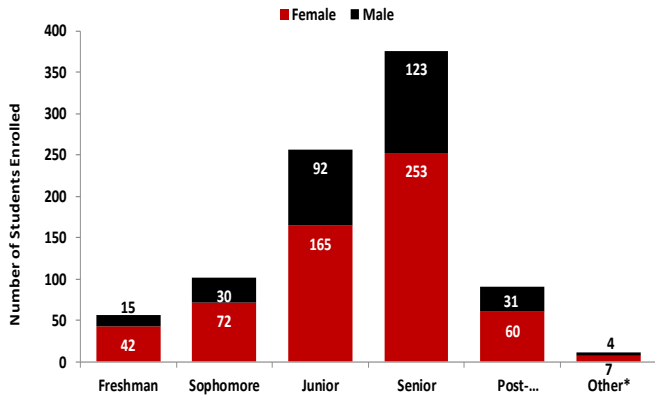
Graduate Enrollment by College, Spring 2019



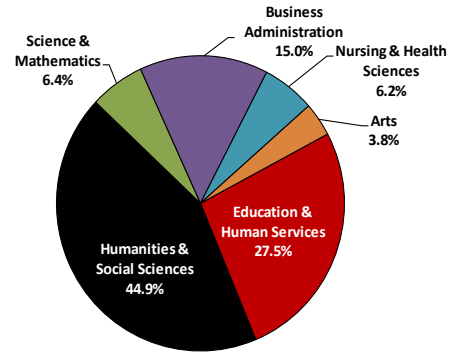
Graduate Students by 5 Largest Declared Majors, Spring 2019



Undergraduate Adult Learners by Classification and Gender, Spring 2019

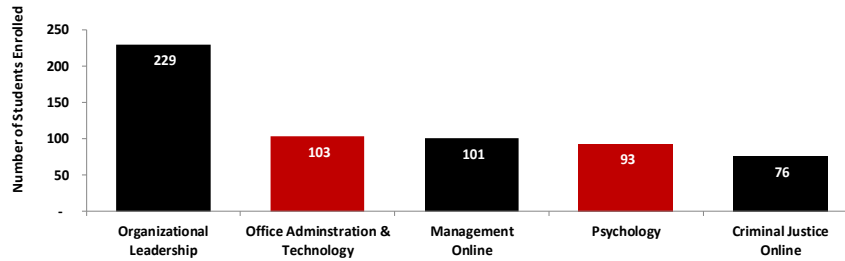


Undergraduate Adult Learners by College, Spring 2019



* Includes Joint Enrolled and Transient.

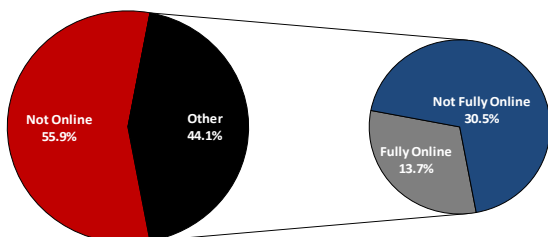
Undergraduate Adult Learners by 5 Largest Declared Majors, Spring 2019



Total Enrollment for Distance Learning, Spring 2019



Undergraduate Enrollment for Distance Learning, Spring 2019



Graduate Enrollment for Distance Learning, Spring 2019

