



ENROLLMENT NEWSLETTER FOR SUMMER 2020
VALDOSTA STATE UNIVERSITY | OFFICE OF INSTITUTIONAL RESEARCH

1500 N. Patterson St. Valdosta, GA 31698 | Phone (229) 333-7831

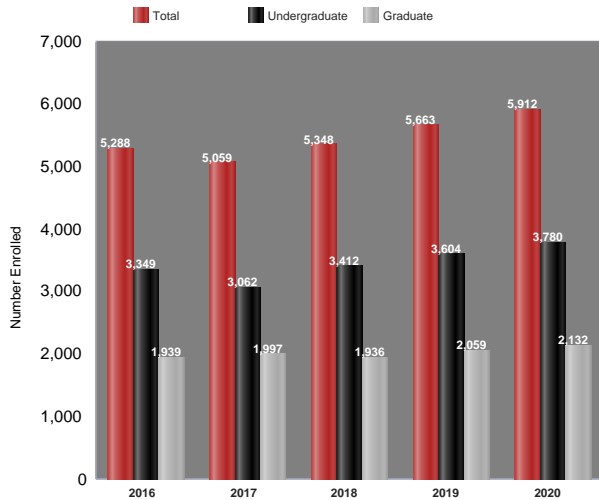
<https://www.valdosta.edu/administration/institutional-research/>



This information has been compiled by the Office of Institutional Research in an effort to provide useful and timely information to the Valdosta State University community. This information will be updated each semester, upon the availability of official data. Please contact the Office of Institutional Research with any questions regarding this publication.

SUMMER 2020 ENROLLMENT

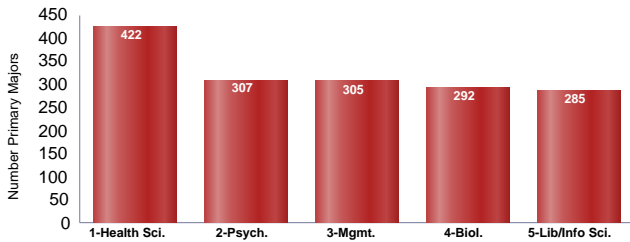
Total Enrollment, Summer 2016-2020



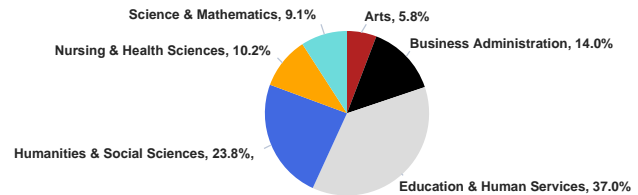
Total Enrollment by Gender and Ethnicity, Summer 2020

| Ethnicity | Female | Female % | Male | Male % | Total | Total % |
|----------------------------------|--------------|---------------|--------------|---------------|--------------|---------------|
| American Indian or Alaska Native | 3 | 0.1% | 4 | 0.2% | 7 | 0.1% |
| Asian | 67 | 1.6% | 44 | 2.6% | 111 | 1.9% |
| Black or African American | 1,420 | 33.7% | 508 | 29.9% | 1,928 | 32.6% |
| Hawaiian/Pacific Islander | 4 | 0.1% | 0 | 0.0% | 4 | 0.1% |
| Hispanic | 274 | 6.5% | 136 | 8.0% | 410 | 6.9% |
| Multiracial | 149 | 3.5% | 66 | 3.9% | 215 | 3.6% |
| Unknown | 20 | 0.5% | 8 | 0.5% | 28 | 0.5% |
| White | 2,276 | 54.0% | 933 | 54.9% | 3,209 | 54.3% |
| Total | 4,213 | 100.0% | 1,699 | 100.0% | 5,912 | 100.0% |

Total Enrollment by 5 Largest Declared Majors, Summer 2020



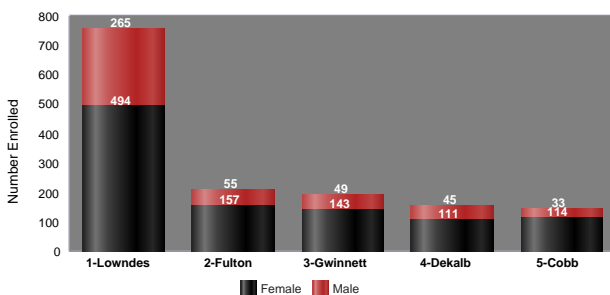
Total Enrollment by College, Summer 2020



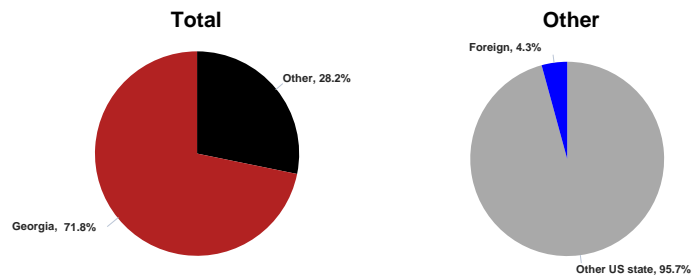
Note: The College of Humanities & Social Sciences includes undecided majors. Pre-business students are included in Business Administration. Pre-nursing students are included in Nursing.

Note: Major names shortened due to space constraint.

Total Enrollment by Georgia Counties with Highest Enrollment and Gender, Summer 2020

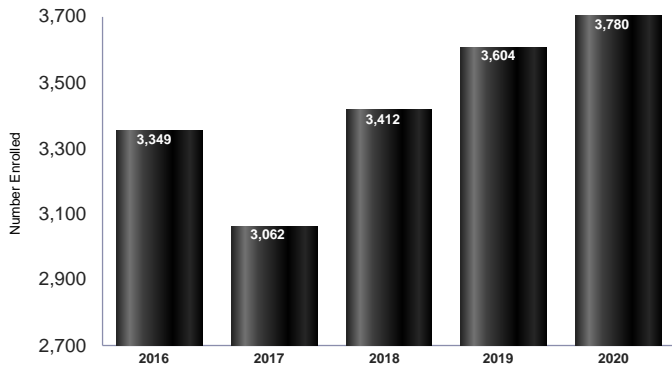


Total Enrollment by Residency, Summer 2020

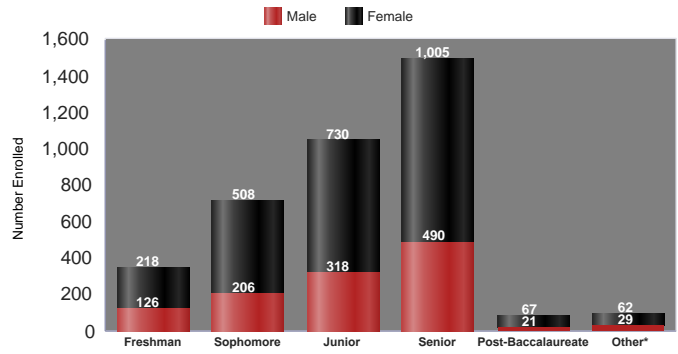


Note: Other includes Other U.S. State and Foreign students.

Undergraduate Enrollment, Summer 2016-2020

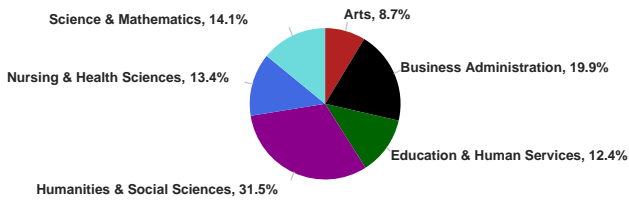


Undergraduate Enrollment by Classification and Gender, Summer 2020



*Includes Joint Enrolled, Transient and Other.

Undergraduate Enrollment by College, Summer 2020

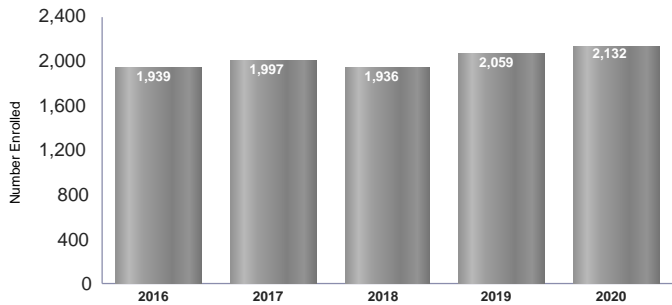


Note: The College of Humanities and Social Sciences includes undecided majors. Pre-business students are included in Business Administration. Pre-nursing students are included in Nursing.

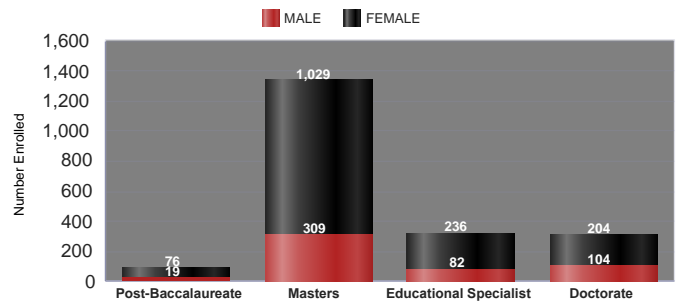
Undergraduate Enrollment by 5 Largest Declared Majors, Summer 2020



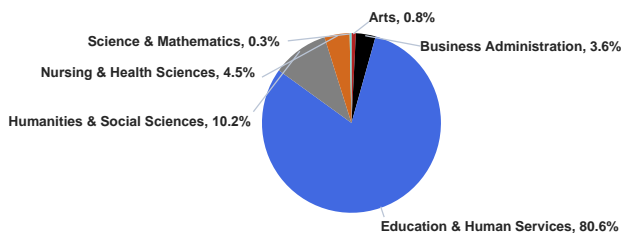
Graduate Enrollment, Summer 2016-2020



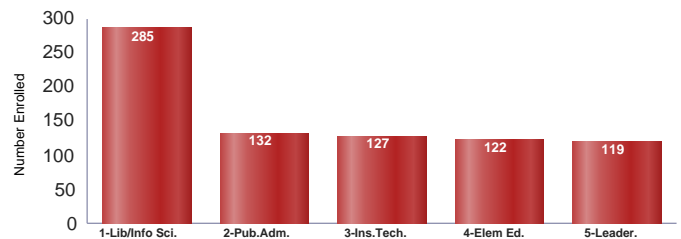
Graduate Enrollment by Classification and Gender, Summer 2020



Graduate Enrollment by College, Summer 2020

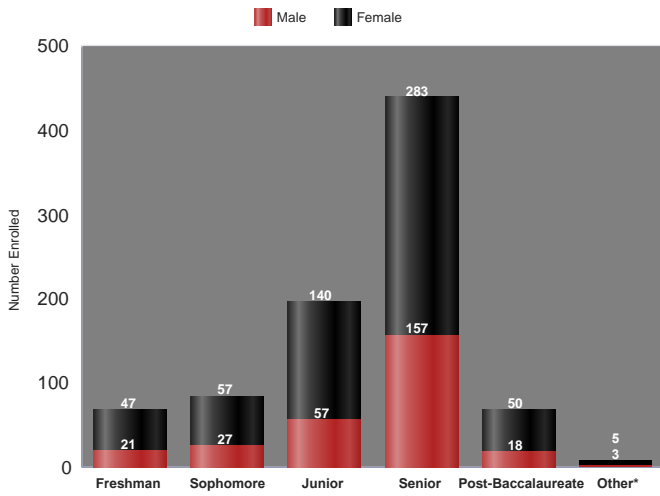


Graduate Enrollment by 5 Largest Declared Majors, Summer 2020

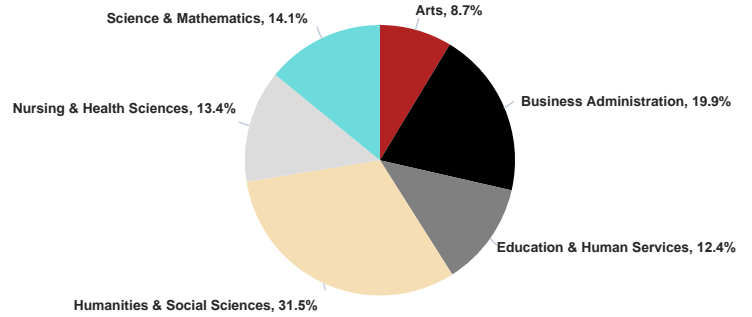


Note: Major names shortened due to space constraint.

Undergraduate Adult Learners by Classification and Gender, Summer 2020

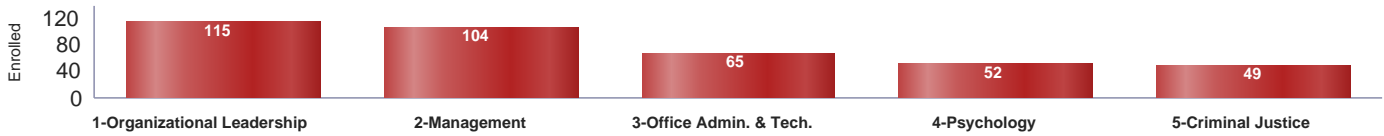


Undergraduate Adult Learners by College, Summer 2020

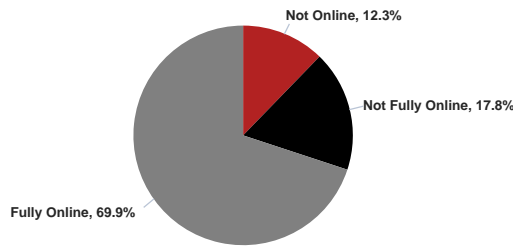


*Includes Joint Enrolled, Transient and Other.

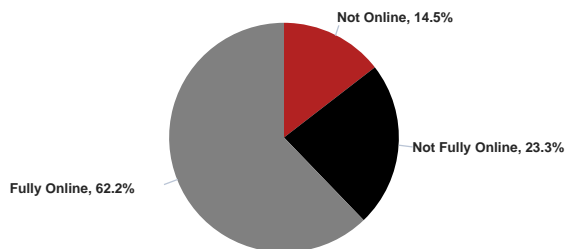
Undergraduate Adult Learners by 5 Largest Declared Majors, Summer 2020



Total Enrollment for Distance Learning, Summer 2020



Undergraduate Enrollment for Distance Learning, Summer 2020



Graduate Enrollment for Distance Learning, Summer 2020

