



ENROLLMENT NEWSLETTER FOR FALL 2020

VALDOSTA STATE UNIVERSITY | OFFICE OF INSTITUTIONAL RESEARCH

1500 N. Patterson St. Valdosta, GA 31698 | Phone (229) 333-7831

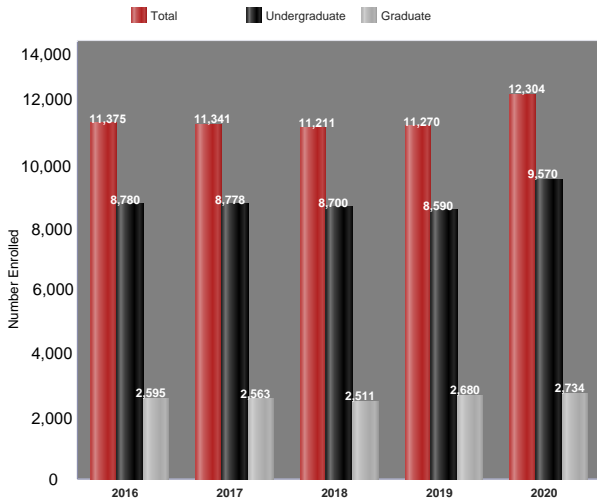
<https://www.valdosta.edu/administration/institutional-research/>



This information has been compiled by the Office of Institutional Research in an effort to provide useful and timely information to the Valdosta State University community. This information will be updated each semester, upon the availability of official data. Please contact the Office of Institutional Research with any questions regarding this publication.

FALL 2020 ENROLLMENT

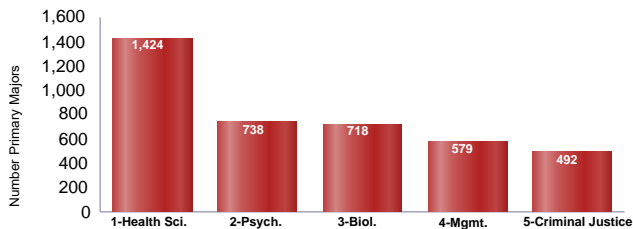
Total Enrollment, Fall 2016-20



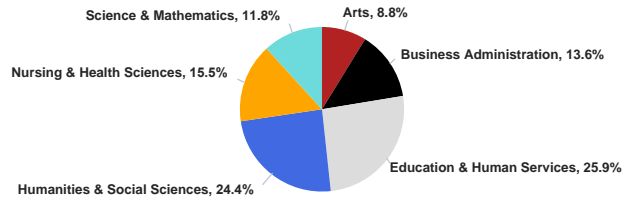
Total Enrollment by Gender and Ethnicity, Fall 2020

Ethnicity	Female	Female %	Male	Male %	Total	Total %
American Indian or Alaska Native	13	0.2%	5	0.1%	18	0.1%
Asian	115	1.4%	84	2.1%	199	1.6%
Black or African American	3,252	38.8%	1,431	36.5%	4,683	38.1%
Hawaiian/Pacific Islander	14	0.2%	2	0.1%	16	0.1%
Hispanic	677	8.1%	341	8.7%	1,018	8.3%
Multiracial	336	4.0%	166	4.2%	502	4.1%
Unknown	36	0.4%	25	0.6%	61	0.5%
White	3,937	47.0%	1,870	47.7%	5,807	47.2%
Total	8,380	100.0%	3,924	100.0%	12,304	100.0%

Total Enrollment by 5 Largest Declared Majors, Fall 2020



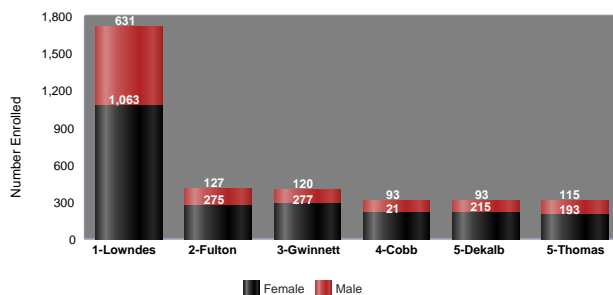
Total Enrollment by College, Fall 2020



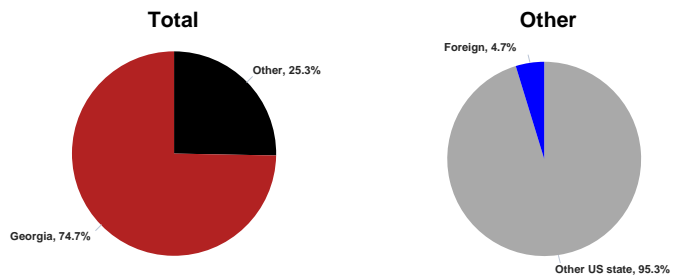
Note: The College of Humanities & Social Sciences includes undecided majors. Pre-business students are included in Business Administration. Pre-nursing students are included in Nursing.

Note: Abbreviations used for space saving.

Total Enrollment by Georgia Counties with Highest Enrollment and Gender, Fall 2020

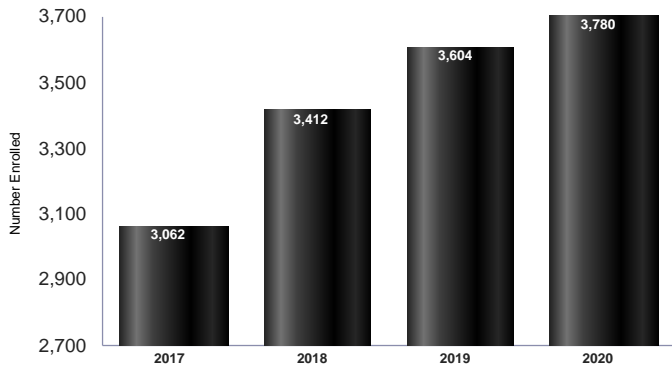


Total Enrollment by Residency, Fall 2020

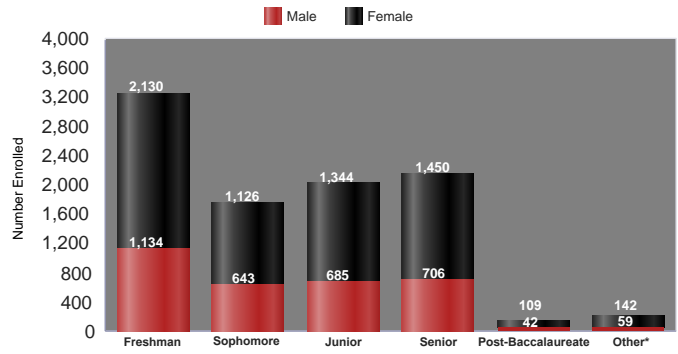


Note: Other includes Other U.S. State and Foreign students.

Undergraduate Enrollment, Fall 2016-20

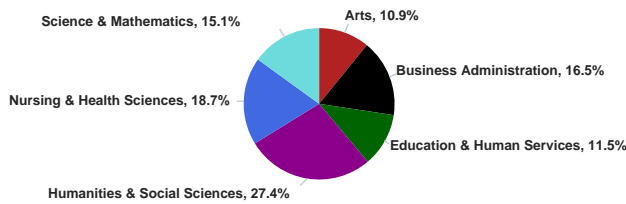


Undergraduate Enrollment by Classification and Gender, Fall 2020



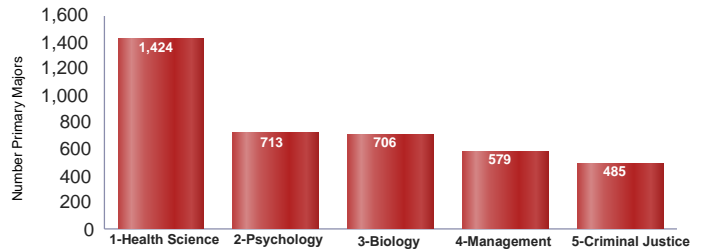
*Includes Joint Enrolled, Transient and Other.

Undergraduate Enrollment by College, Fall 2020

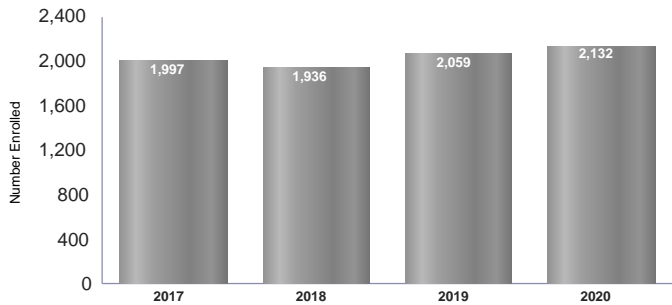


Note: The College of Humanities and Social Sciences includes undecided majors. Pre-business students are included in Business Administration. Pre-nursing students are included in Nursing.

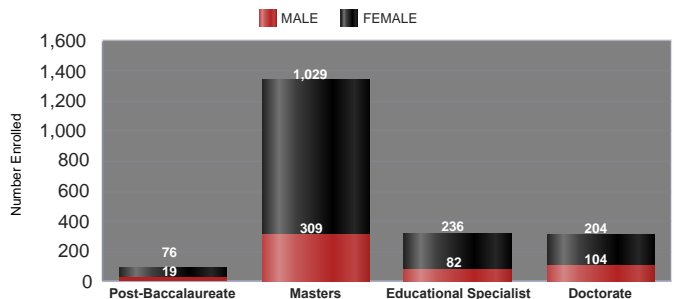
Undergraduate Enrollment by 5 Largest Declared Majors, Fall 2020



Graduate Enrollment, Fall 2016-20

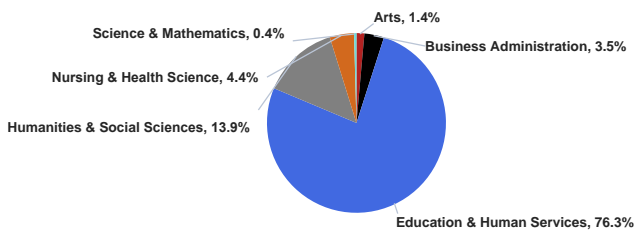


Graduate Enrollment by Classification and Gender, Fall 2020

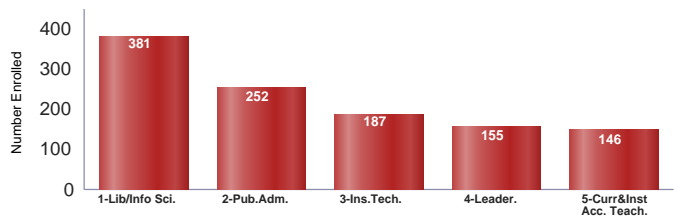


Note: Abbreviations used for space saving.

Graduate Enrollment by College, Fall 2020

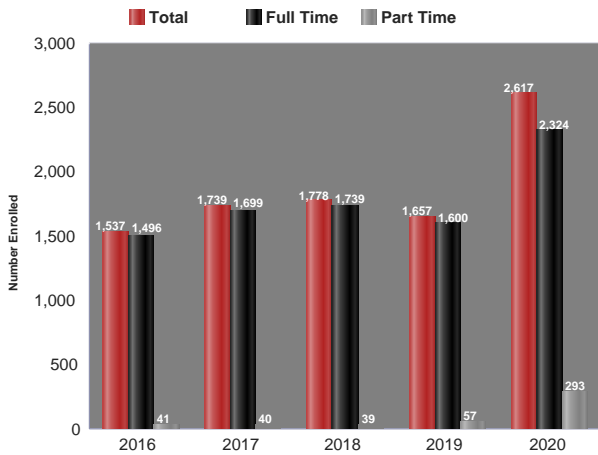


Graduate Enrollment by 5 Largest Declared Majors, Fall 2020



Note: Abbreviations used for space saving.

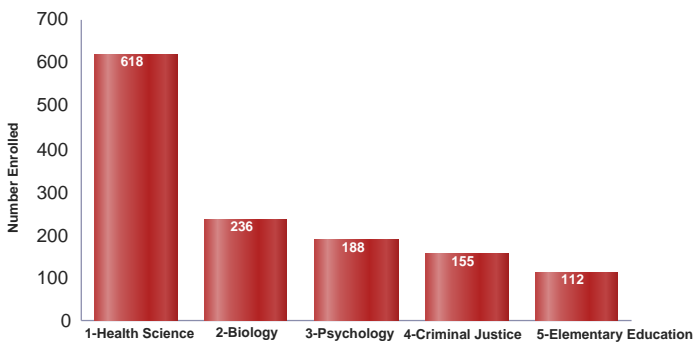
First-Time Freshmen Enrollment, Fall 2016-20



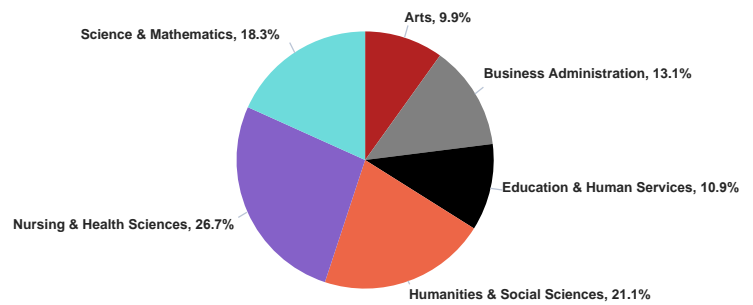
First-Time Freshmen Enrollment by Gender and Ethnicity, Fall 2020

Ethnicity	Female	Female %	Male	Male %	Total	Total %
American Indian or Alaska Native	2	0.1%	0	0.0%	2	0.1%
Asian	22	1.3%	12	1.4%	34	1.3%
Black or African American	892	51.1%	444	50.9%	1336	51.1%
Hawaiian/Pacific Islander	3	0.2%	0	0.0%	3	0.1%
Hispanic	188	10.8%	84	9.6%	272	10.4%
Multiracial	77	4.4%	40	4.6%	117	4.5%
Unknown	2	0.1%	1	0.1%	3	0.1%
White	559	32.0%	291	33.4%	850	32.5%
Total	1,745	100.0%	872	100.0%	2,617	100.0%

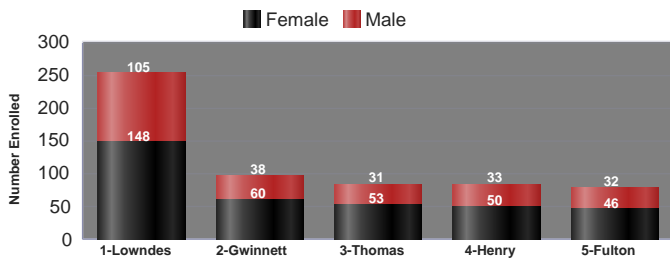
First-Time Freshmen by 5 Largest Declared Primary Majors, Fall 2020



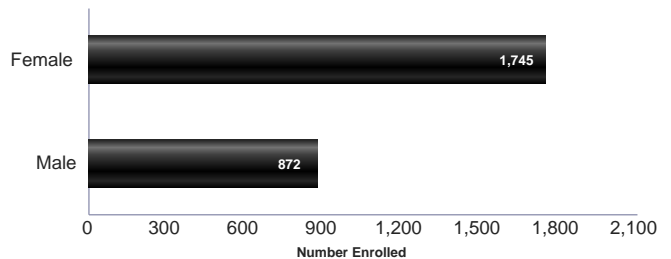
First-Time Freshmen Enrollment by Primary College, Fall 2020



First-Time Freshmen Enrollment of Georgia Counties with Highest Enrollment by Gender, Fall 2020



First-Time Freshmen Enrollment by Gender, Fall 2020



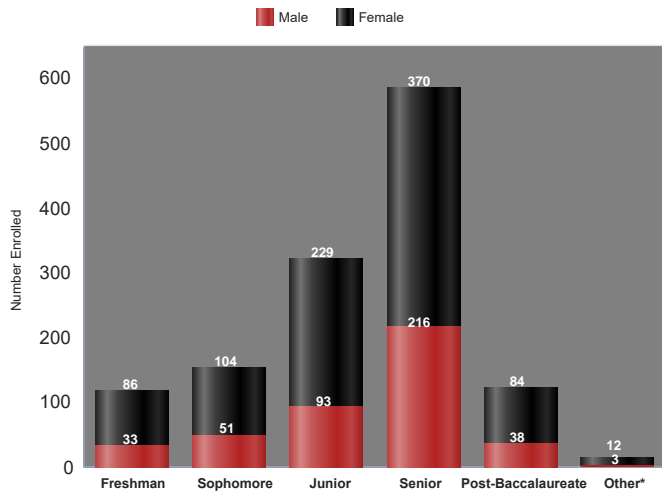
First-Time, Full-Time Freshmen Profile, Fall 2020

Average SAT
 Critical Reading: 433
 Math: 408
 Total: 841

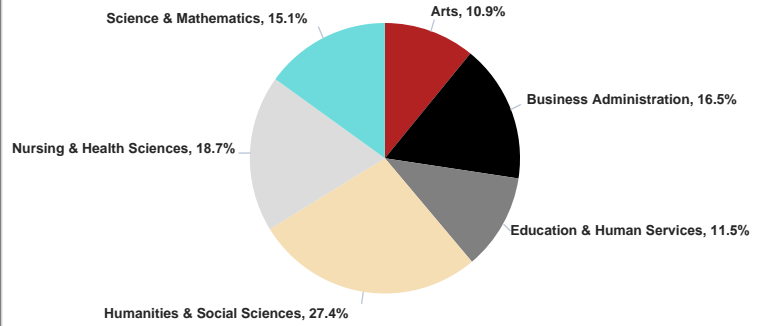
Average ACT
 English: 19
 Math: 18
 Composite: 19

Average High School GPA
 3.09

Undergraduate Adult Learners by Classification and Gender, Fall 2020

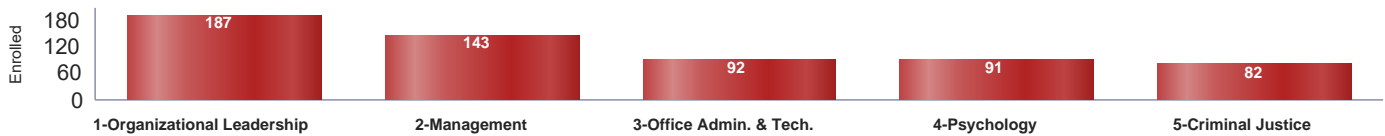


Undergraduate Adult Learners by College, Fall 2020

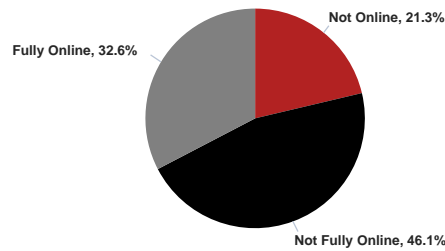


*Includes Joint Enrolled and Transient

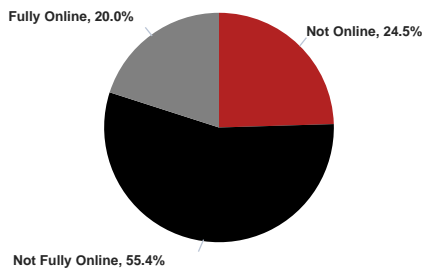
Undergraduate Adult Learners by 5 Largest Declared Majors, Fall 2020



Total Enrollment for Distance Learning, Fall 2020



Undergraduate Enrollment for Distance Learning, Fall 2020



Graduate Enrollment for Distance Learning, Fall 2020

