



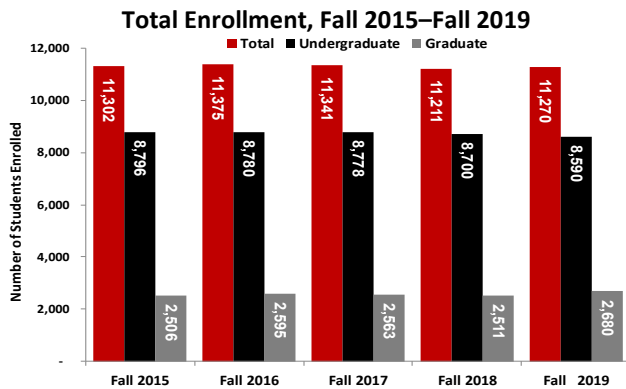
VALDOSTA STATE UNIVERSITY
OFFICE OF INSTITUTIONAL RESEARCH
ENROLLMENT UPDATE—Fall 2019

1500 N. Patterson St. Valdosta, GA 31698 • Phone (229) 333-7831
<http://www.valdosta.edu/administration/institutional-research>



This information has been compiled by the Office of Institutional Research in an effort to provide useful and timely information to the Valdosta State University community. This information will be updated each semester, upon the availability of official data. Please contact the Office of Institutional Research with any questions regarding this publication.

Fall 2019 Enrollment

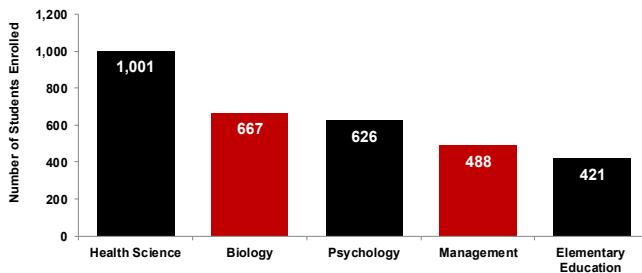


Total Enrollment by Gender and Ethnicity, Fall 2019

Ethnicity	Female	% of Female	Male	% of Male	Total	% of Total
American Indian/Alaskan	10	0.1%	13	0.3%	23	0.2%
Native	97	1.3%	115	3.1%	212	1.9%
Asian	2,734	36.3%	1,275	34.0%	4,009	35.6%
Hawaiian/Pacific Islander	10	0.1%	4	0.1%	14	0.1%
Hispanic	520	6.9%	279	7.4%	799	7.1%
Multiracial	302	4.0%	153	4.1%	455	4.0%
Unknown	28	0.4%	24	0.6%	52	0.5%
White	3,821	50.8%	1,885	50.3%	5,706	50.6%
Total	7,522	100.0%	3,748	100.0%	11,270	100.0%

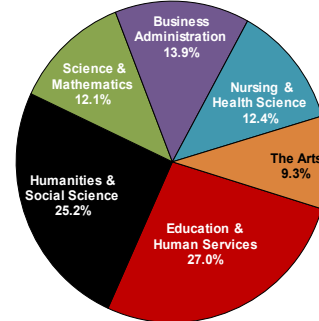
Note: May not total 100% due to rounding.

Total Enrollment by 5 Largest Declared Primary Majors, Fall 2019



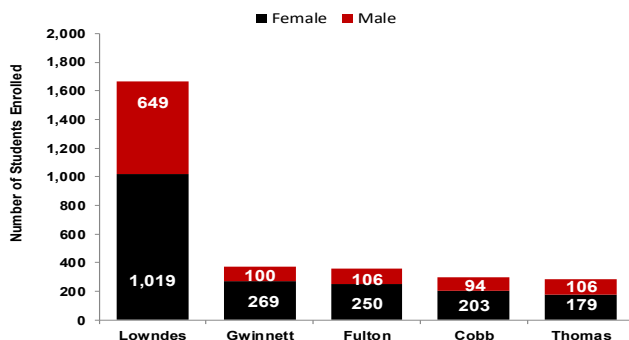
*Health Science Includes Exercise Physiology and Nursing

Total Enrollment by Primary College, Fall 2019

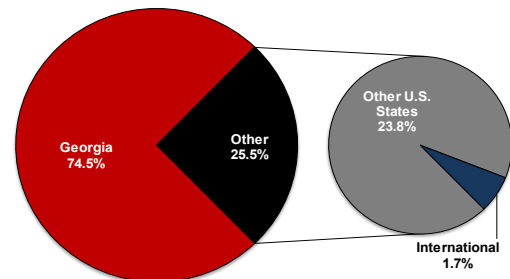


Note: The College of Humanities & Social Sciences includes undecided majors. Pre-business students are included in Business Administration. Pre-nursing students are included in Nursing & Health Sciences.

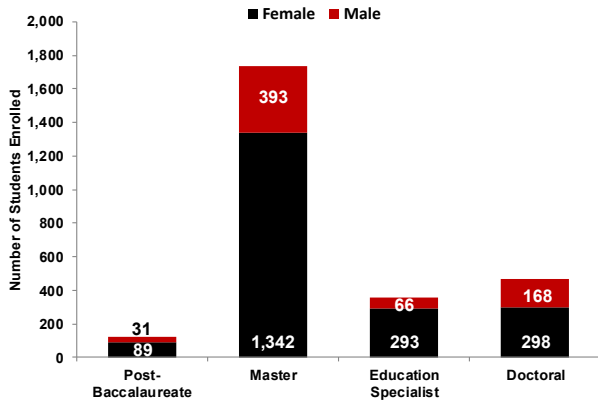
Total Enrollment of Georgia Counties with Highest Enrollment by Gender, Fall 2019



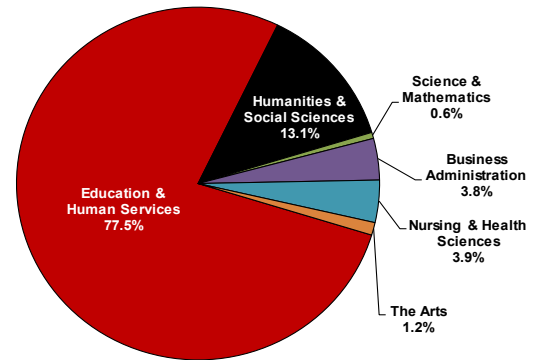
Total Enrollment by Residency, Fall 2019



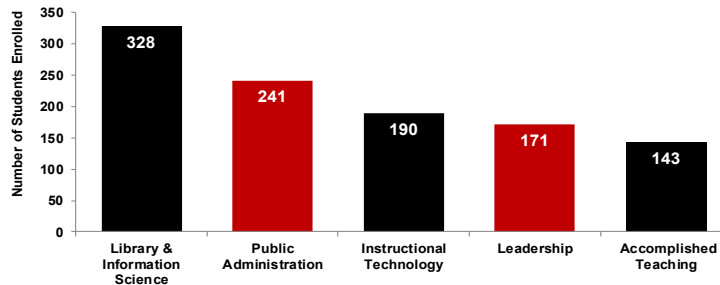
Graduate Enrollment by Classification and Gender, Fall 2019



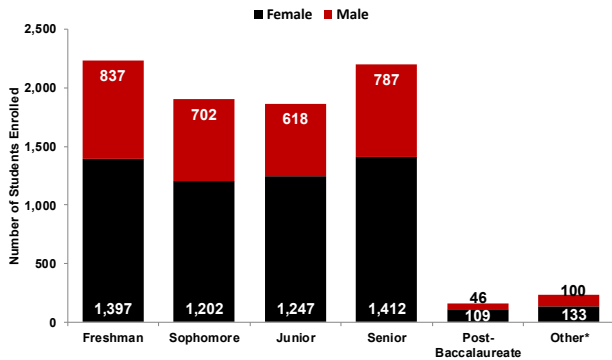
Graduate Enrollment by Primary College, Fall 2019



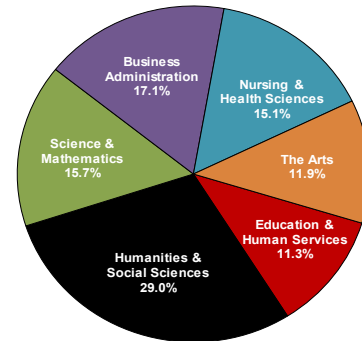
Graduate Students by 5 Largest Primary Majors, Fall 2019



Undergraduate Enrollment by Class, Fall 2019



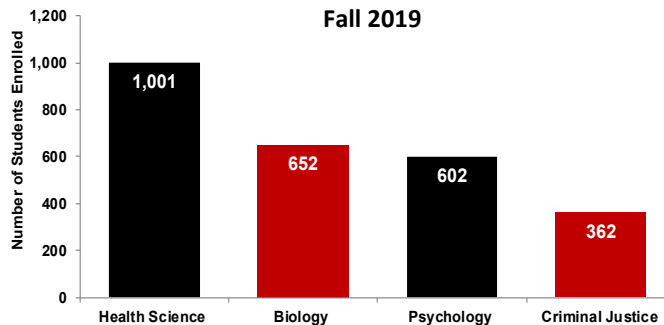
Undergraduate Enrollment by Primary College, Fall 2019



* Includes Joint Enrolled and Transient.

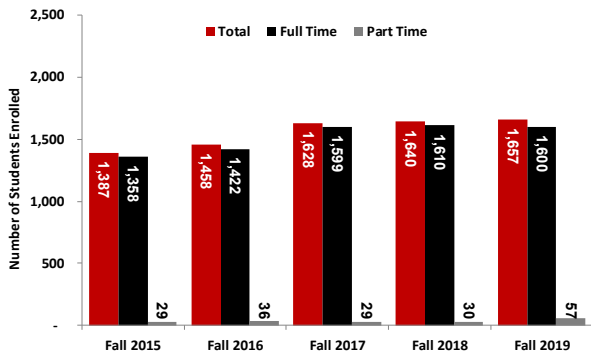
Note: The College of Humanities & Social Sciences includes undecided majors. Pre-business students are included in Business Administration. Pre-nursing students are included in Nursing & Health Sciences.

Undergraduate Students by 5 Largest Declared Primary Majors, Fall 2019



*Health Science Includes Exercise Physiology and Nursing

First-Time Freshmen Enrollment, Fall 2015–Fall 2019

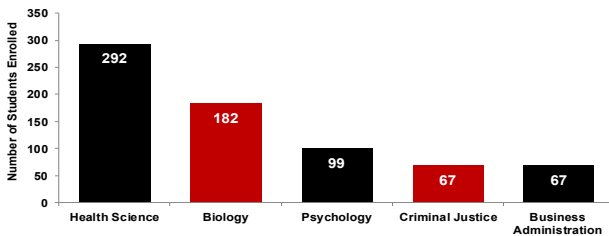


First-Time Freshmen Enrollment by Gender and Ethnicity, Fall 2019

Ethnicity	Female	% of Female	Male	% of Male	Total	% of Total
American Indian/Alaskan Native	1	0.1%	2	0.3%	3	0.2%
Asian	13	1.2%	12	2.0%	25	1.5%
Black	418	39.5%	231	38.5%	649	39.2%
Hawaiian/Pacific Islander	2	0.2%	0	0.0%	2	0.1%
Hispanic	109	10.3%	60	10.0%	169	10.2%
Multiracial	59	5.6%	27	4.5%	86	5.2%
Unknown	2	0.2%	0	0.0%	2	0.1%
White	453	42.9%	268	44.7%	721	43.5%
Total	1,057	100.0%	600	100.0%	1,657	100.0%

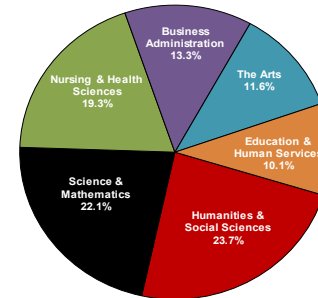
Note: May not total 100% due to rounding.

First-Time Freshmen by 5 Largest Declared Primary Majors, Fall 2019



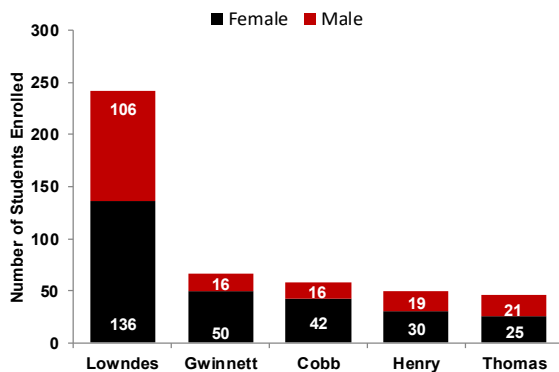
*Health Science Includes Exercise Physiology and Nursing

First-Time Freshmen Enrollment by Primary College, Fall 2019

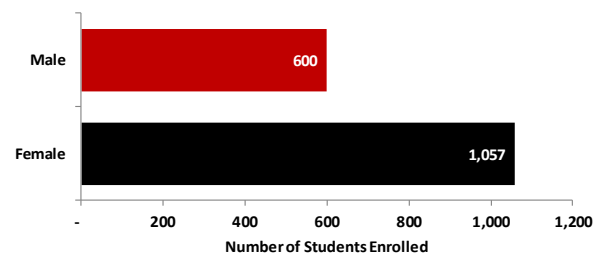


Note: The College of Humanities & Social Sciences includes undecided majors. Pre-business students are included in Business Administration. Pre-nursing students are included in Nursing & Health Sciences.

First-Time Freshmen Enrollment of Georgia Counties with Highest Enrollment by Gender, Fall 2019



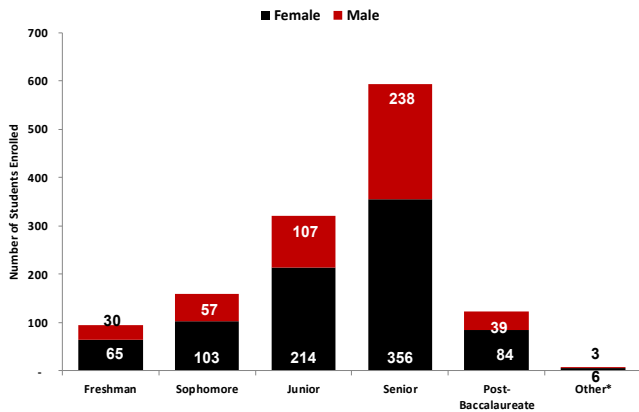
First-Time Freshmen Enrollment by Gender, Fall 2019



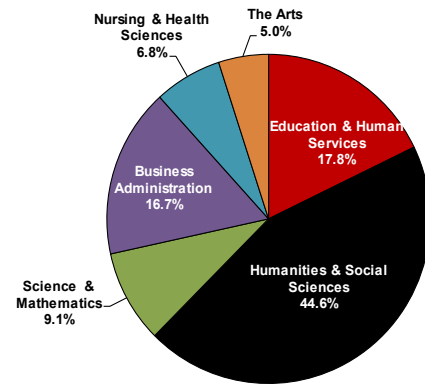
First-Time, Full-Time Freshman Profile

<u>Average SAT</u>	<u>Average ACT</u>	<u>Average High School GPA</u>
Critical Reading: 478	English: 21	3.25
Math: 469	Math: 20	
Total: 948	Composite: 21	

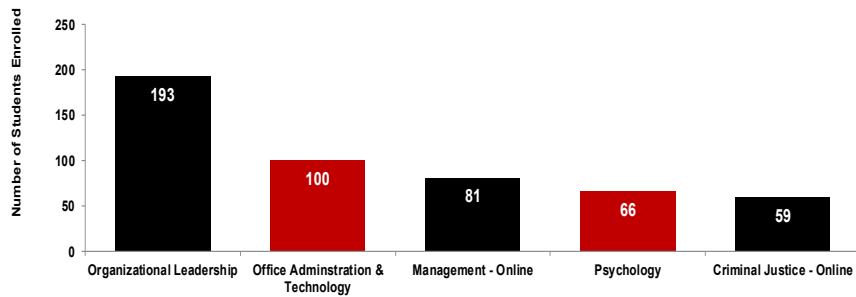
Undergraduate Adult Learners by Classification and Gender, Fall 2019



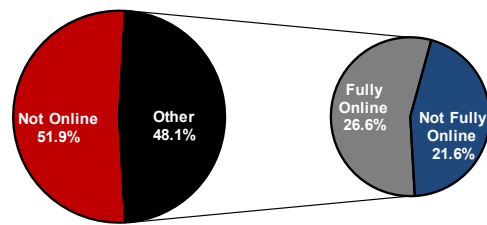
Undergraduate Adult Learners Enrollment by Primary College, Fall 2019



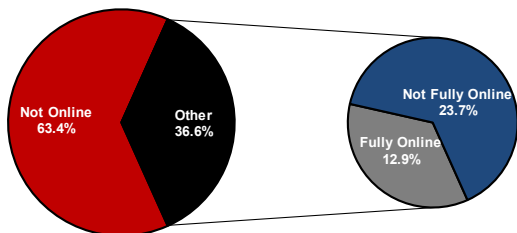
Undergraduate Adult Learner Students by 5 Largest Declared Primary Majors, Fall 2019



Total Enrollment for Distance Learning, Fall 2019



Undergraduate Enrollment for Distance Learning, Fall 2019



Graduate Enrollment for Distance Learning, Fall 2019

