



## ENROLLMENT NEWSLETTER FOR SPRING 2026

VALDOSTA STATE UNIVERSITY | OFFICE OF STRATEGIC RESEARCH & ANALYSIS

1500 N. Patterson St. Valdosta, GA 31698 | Phone (229) 333-7831

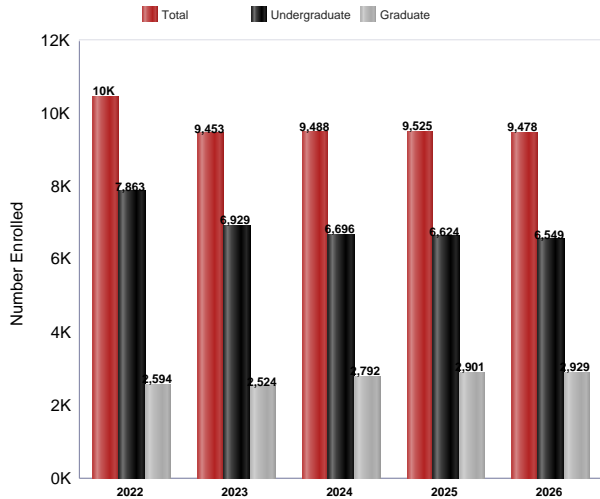
<https://www.valdosta.edu/administration/institutional-research/>



This information has been compiled by the Office of Strategic Research & Analysis (SRA) in an effort to provide useful and timely information to the Valdosta State University community. This information will be updated each semester, upon the availability of official data. Please contact the SRA with any questions regarding this publication.

### SPRING 2026 ENROLLMENT

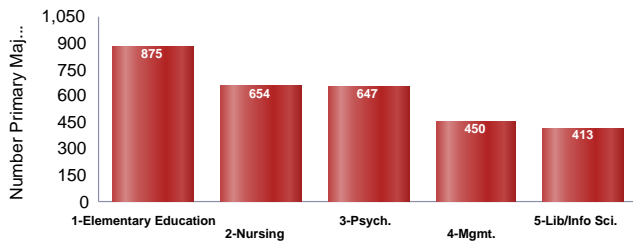
**Total Enrollment, Spring 2022-2026**



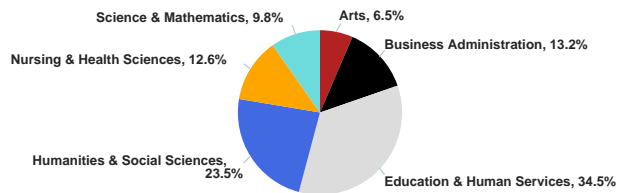
**Total Enrollment by Gender and Ethnicity, Spring 2026**

Ethnicity	Female	Female %	Male	Male %	Total	Total %
American Indian or Alaska Native	6	0.1%	5	0.2%	11	0.1%
Asian	116	1.7%	85	3.0%	201	2.1%
Black or African American	2,347	35.4%	945	33.3%	3,292	34.7%
Hawaiian/Pacific Islander	3	0.0%	4	0.1%	7	0.1%
Hispanic	681	10.3%	323	11.4%	1,004	10.6%
Multiracial	237	3.6%	118	4.2%	355	3.7%
Unknown	70	1.1%	38	1.3%	108	1.1%
White	3,179	47.9%	1,321	46.5%	4,500	47.5%
<b>Total</b>	<b>6,639</b>	<b>100.0%</b>	<b>2,839</b>	<b>100.0%</b>	<b>9,478</b>	<b>100.0%</b>

**Total Enrollment by 5 Largest Declared Majors, Spring 2026**



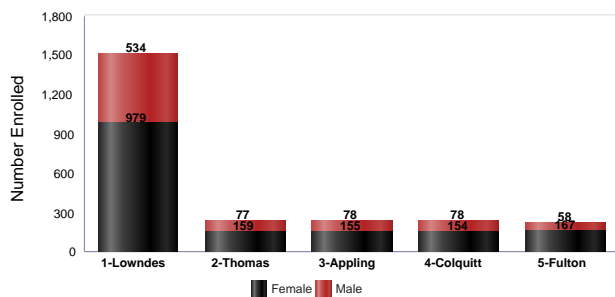
**Total Enrollment by College, Spring 2026**



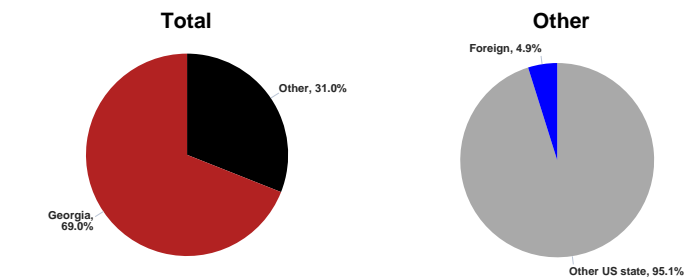
Note: The College of Humanities & Social Sciences includes undecided majors. Pre-business students are included in Business Administration. Pre-nursing students are included in Nursing.

Note: Abbreviations used for space saving.

**Total Enrollment by Georgia Counties with Highest Enrollment and Gender, Spring 2026**

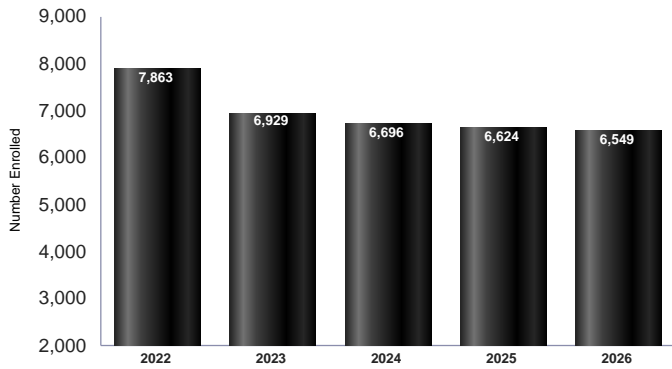


**Total Enrollment by Residency, Spring 2026**

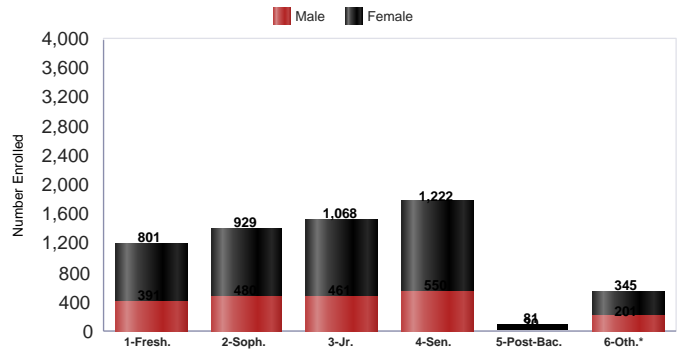


Note: Other includes Other U.S. State and Foreign students.

**Undergraduate Enrollment, Spring 2022-2026**

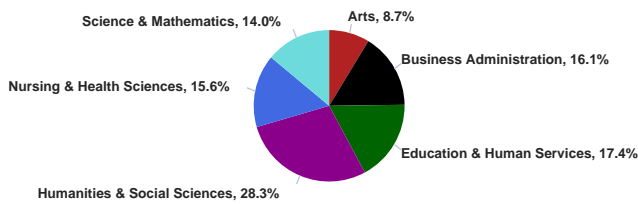


**Undergraduate Enrollment by Classification and Gender, Spring 2026**



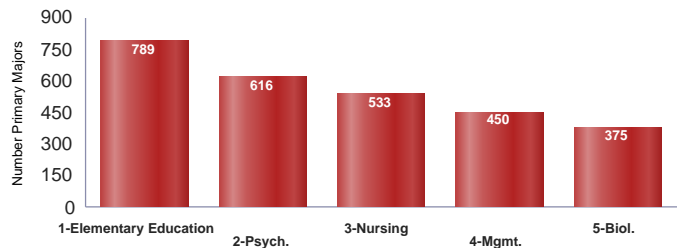
\*Includes Joint Enrolled, Transient and Other. Abbreviations used for space saving.

**Undergraduate Enrollment by College, Spring 2026**



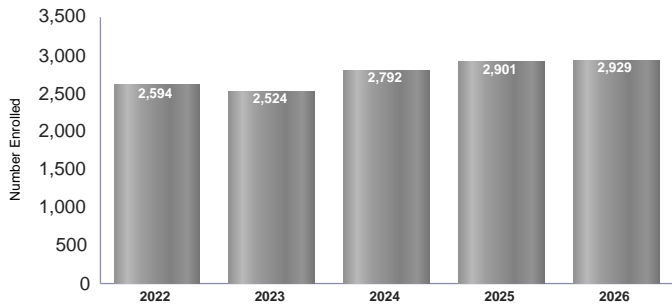
Note: The College of Humanities and Social Sciences includes undecided majors. Pre-business students are included in Business Administration. Pre-nursing students are included in Nursing.

**Undergraduate Enrollment by 5 Largest Declared Majors, Spring 2026**

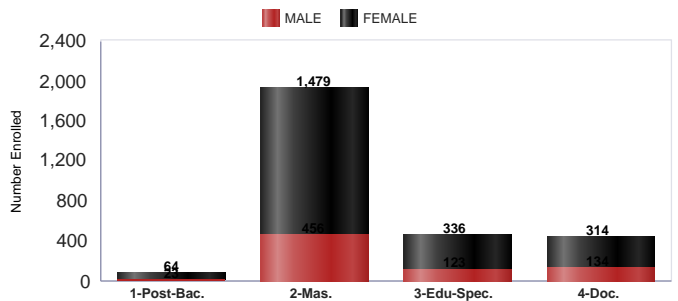


Note: Abbreviations used for space saving.

**Graduate Enrollment, Spring 2022-2026**

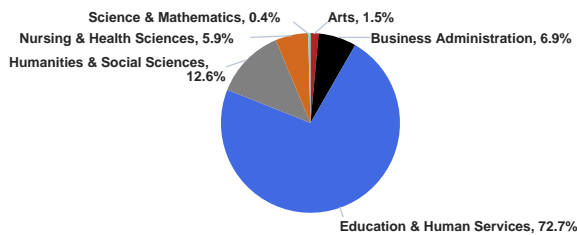


**Graduate Enrollment by Classification and Gender, Spring 2026**

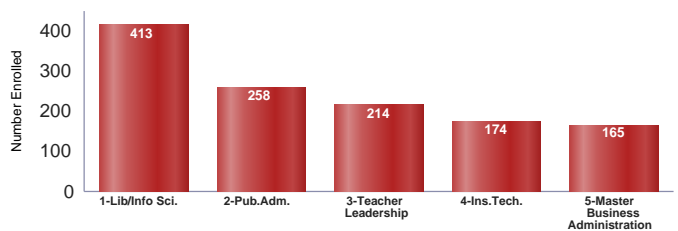


Note: Abbreviations used for space saving.

**Graduate Enrollment by College, Spring 2026**

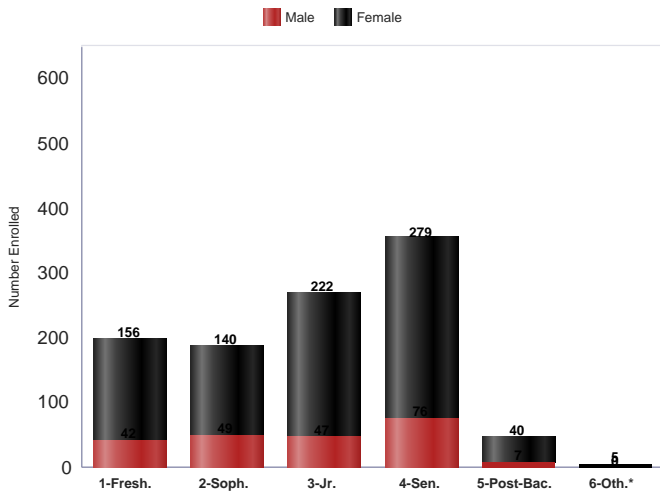


**Graduate Enrollment by 5 Largest Declared Majors, Spring 2026**

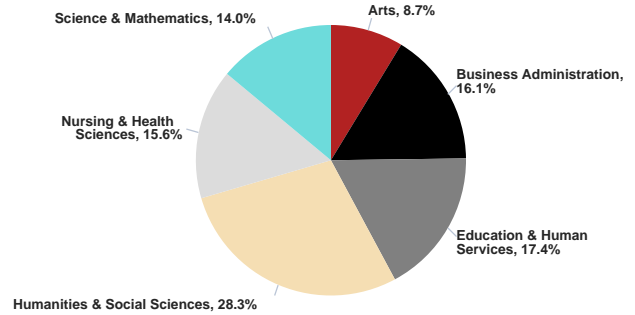


Note: Abbreviations used for space saving.

**Undergraduate Adult Learners by Classification and Gender, Spring 2026**



**Undergraduate Adult Learners by College, Spring 2026**

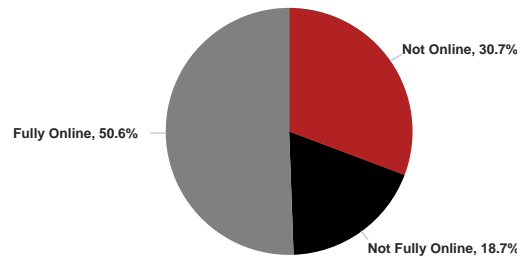


\*Includes Joint Enrolled and Transient

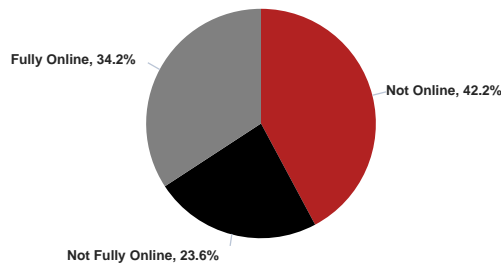
**Undergraduate Adult Learners by 5 Largest Declared Majors, Spring 2026**



**Total Enrollment for Distance Learning, Spring 2026**



**Undergraduate Enrollment for Distance Learning, Spring 2026**



**Graduate Enrollment for Distance Learning, Spring 2026**

