

# Viewing PDFs in Apple Safari

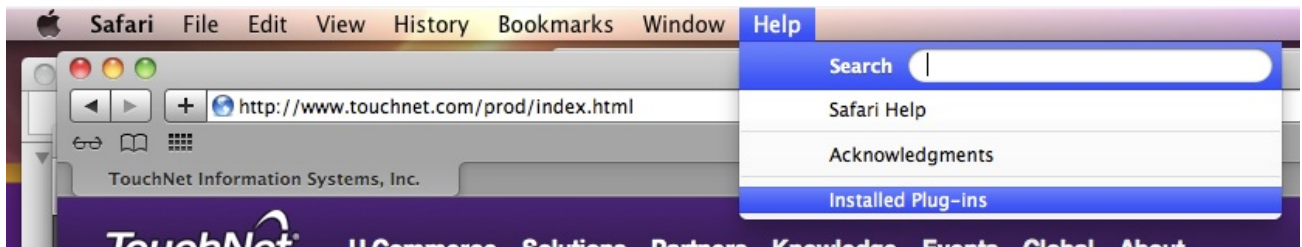


Please note that this information is subject to change without notice and does not imply a statement of support for any particular browser, reader, or version. Your browser's help or documentation may be more current, and will always supersede this information. As browsers frequently change, you may wish to test configuration options on the latest versions commonly used by your institution and students.

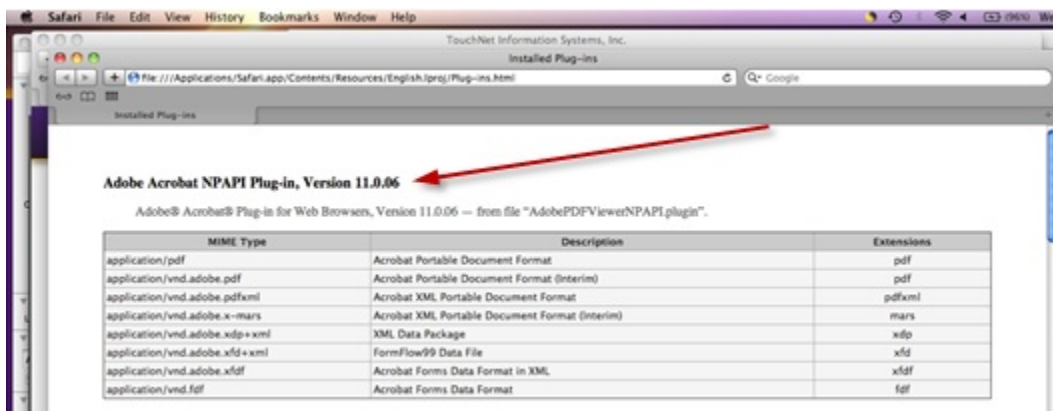
1098-T statements cannot be viewed using the Apple Preview PDF Viewer. Users must download Adobe Acrobat Reader and set it as the default PDF viewer.

## Verify the Adobe Plug-In

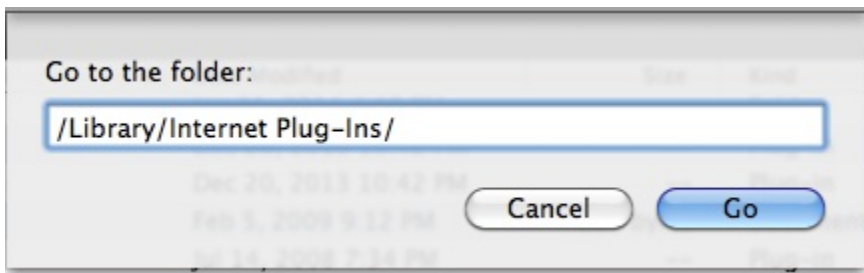
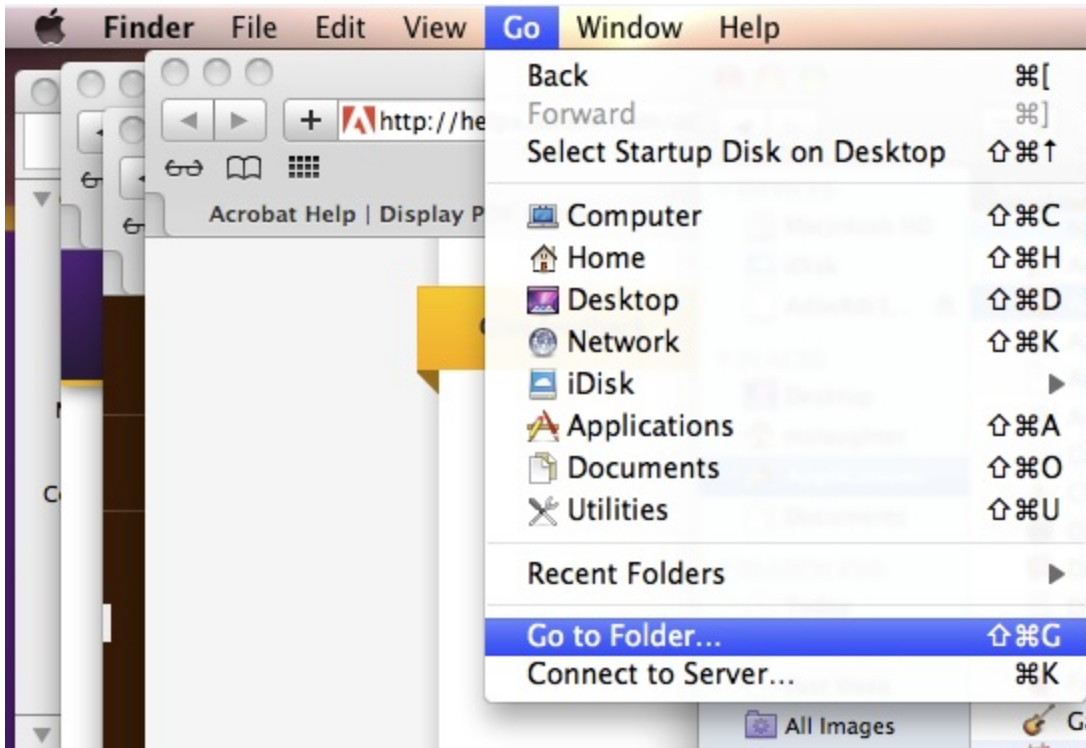
1. Open Safari and go to *Help > Installed Plug-ins*.



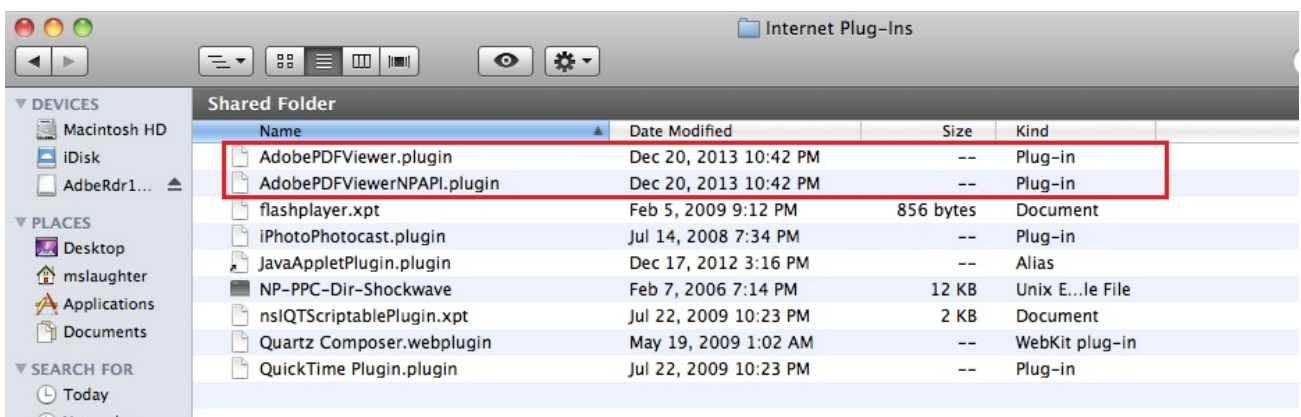
2. Confirm that Adobe Acrobat appears in the list of installed Plug-Ins



3. Open Finder and select *Go > Go to Folder*.
4. In the Go to the Folder field, enter */Library/Internet Plug-Ins/*.



5. Confirm that the AdobePDFViewer.plugin and AdobePDFViewerNPAPI.plugin files appear in the list.



6. If the plugins are not listed, reinstall Adobe Reader.

## Viewing the PDF

After the plugins are properly installed, some users may find that 1098-T statements display with no data.

CORRECTED

FILER'S name, street address, city or town, province or state, country, ZIP or foreign postal code, and telephone number		<b>1</b> Payments received for qualified tuition and related expenses \$	OMB No. 1545-1574 <b>2013</b> Form <b>1098-T</b>	<b>Tuition Statement</b>
		<b>2</b> Amounts billed for qualified tuition and related expenses \$		
FILER'S federal identification no.	STUDENT'S social security number	<b>3</b> If this box is checked, your educational institution has changed its reporting method for 2013 <input type="checkbox"/>		<b>Copy B For Student</b>  This is important tax information and is being furnished to the Internal Revenue Service.
STUDENT'S name		<b>4</b> Adjustments made for a prior year \$	<b>5</b> Scholarships or grants \$	
Street address (including apt. no.)		<b>6</b> Adjustments to scholarships or grants for a prior year \$	<b>7</b> Checked if the amount in box 1 or 2 includes amounts for an academic period beginning January - March 2014 <input type="checkbox"/>	
City or town, province or state, country, and ZIP or foreign postal code				
Service Provider/Acct. No. (see instr.)	<b>8</b> Checked if at least half-time student <input type="checkbox"/>	<b>9</b> Checked if a graduate student . . . . <input type="checkbox"/>	<b>10</b> Ins. contract reimb./refund \$	
Form <b>1098-T</b> (keep for your records)		www.irs.gov/form1098t	Department of the Treasury - Internal Revenue Service	

If this occurs, the user should hover the cursor over the displayed 1098-T statement until these menu options appear:



The user then may either:

- Click the Open PDF in Preview option.

Or

- Click the Save PDF to download folder option, and then search for the downloaded file.