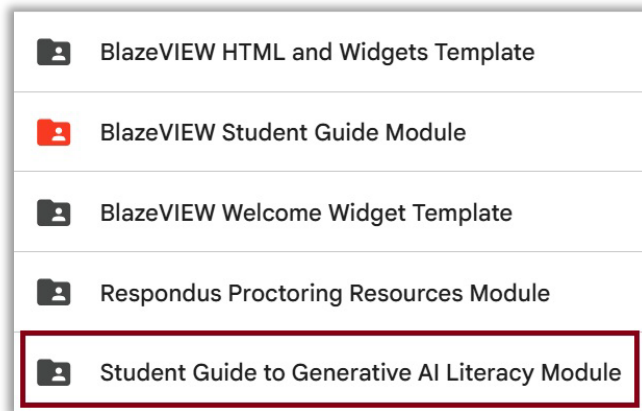


How to Import the Student Guide to Generative AI Literacy Module

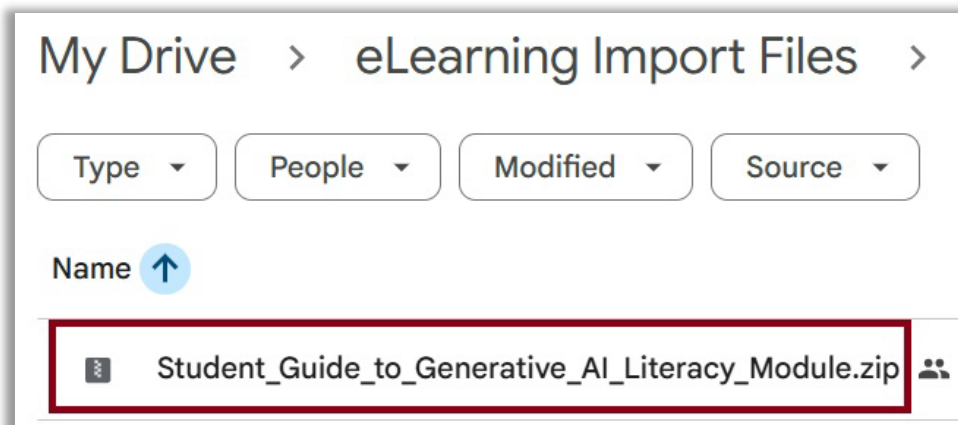
Created by the University System of Georgia, the Student Guide to Generative AI Literacy module can be imported into any BlazeVIEW course. This resource equips students with essential skills to use Generative AI responsibly and ethically, promoting informed and appropriate integration of AI tools in alignment with academic expectations and institutional policies. The guide is licensed under Creative Commons CC BY-NC-SA 4.0, allowing users to copy, share, and adapt it with appropriate credit for non-commercial use.

Download the Student Guide to Generative AI Literacy Module

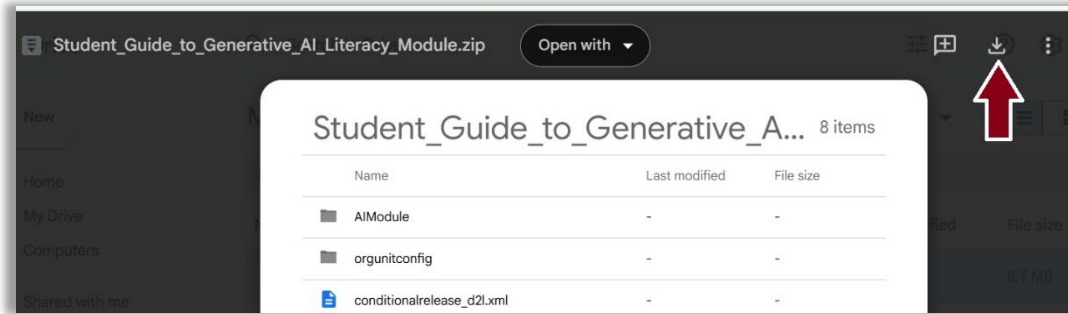
1. Open the [eLearning Import Files Google Drive Folder](#).
2. Double-click the **Student Guide to Generative AI Module** folder to open it.



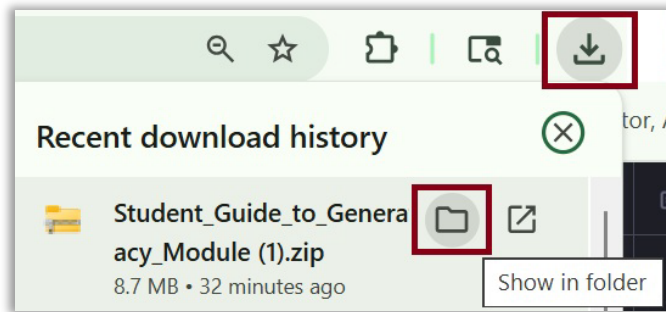
3. Double-click the **Student_Guide_to_Generative_AI_Literacy_Module.zip** file.



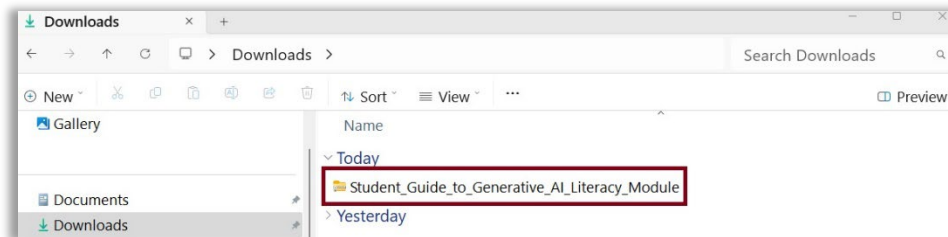
4. When the link opens, select the **Download** icon to download the file to your computer.



5. After the file downloads, click on the **Download** arrow and select the **Folder** icon. Do not unzip.



6. The **Student Guide to Generative AI Literacy Module** compressed (zipped) file should download into your Downloads folder so that you can import it into your course(s).

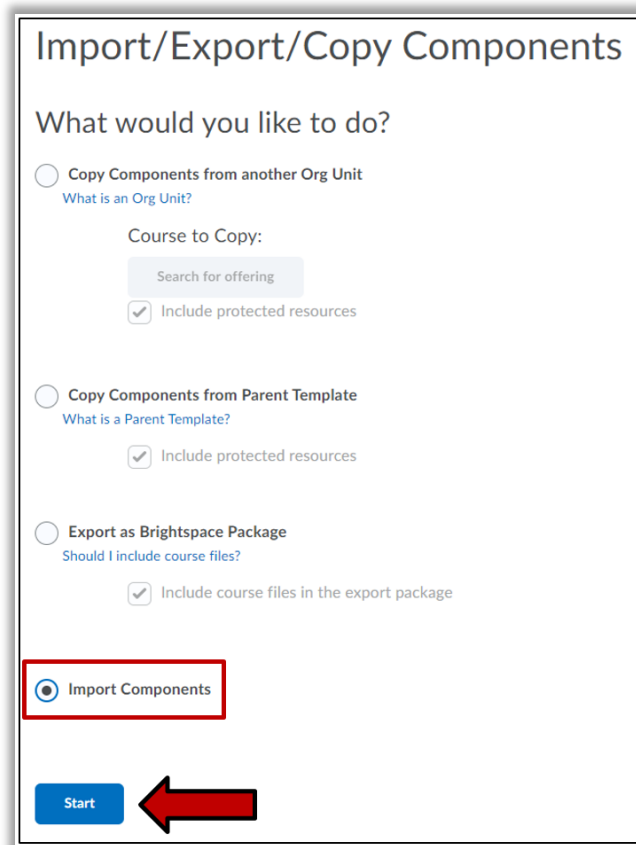


Importing the Zipped File into Your Course

1. Navigate to the course where you plan to import the Student Guide to Generative AI Literacy module.
2. Click the **Admin Tools** icon on the **Minibar** and select **Import/Export/Copy Components** link.



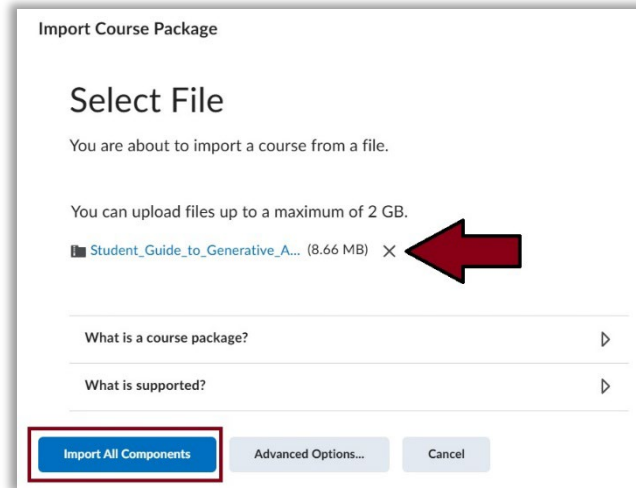
3. Select **Import Components**, then click **Start**.

A screenshot of the "Import/Export/Copy Components" dialog box. The title is "Import/Export/Copy Components". Below the title is the question "What would you like to do?". There are four radio button options:

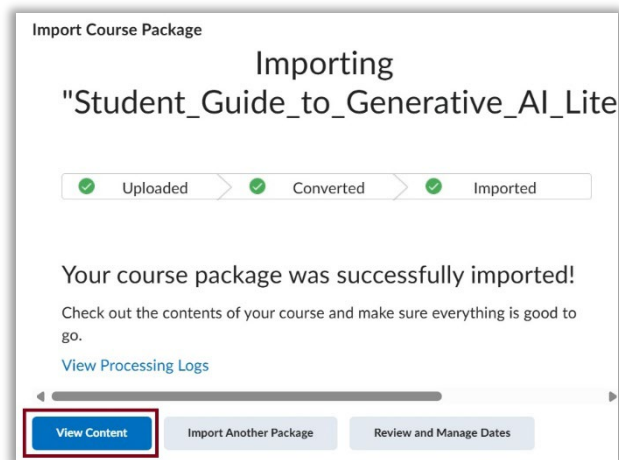
- Copy Components from another Org Unit
What is an Org Unit?
Course to Copy:
Search for offering
 Include protected resources
- Copy Components from Parent Template
What is a Parent Template?
 Include protected resources
- Export as Brightspace Package
Should I include course files?
 Include course files in the export package
- Import Components

The "Import Components" option is selected and highlighted with a red box. At the bottom left, there is a blue "Start" button, which is also highlighted with a red box and a red arrow pointing to it from the right.

4. Click the **Upload** button and browse to upload the **Student Guide to Generative AI Literacy Module** file you downloaded earlier, then click the **Import All Components** button.



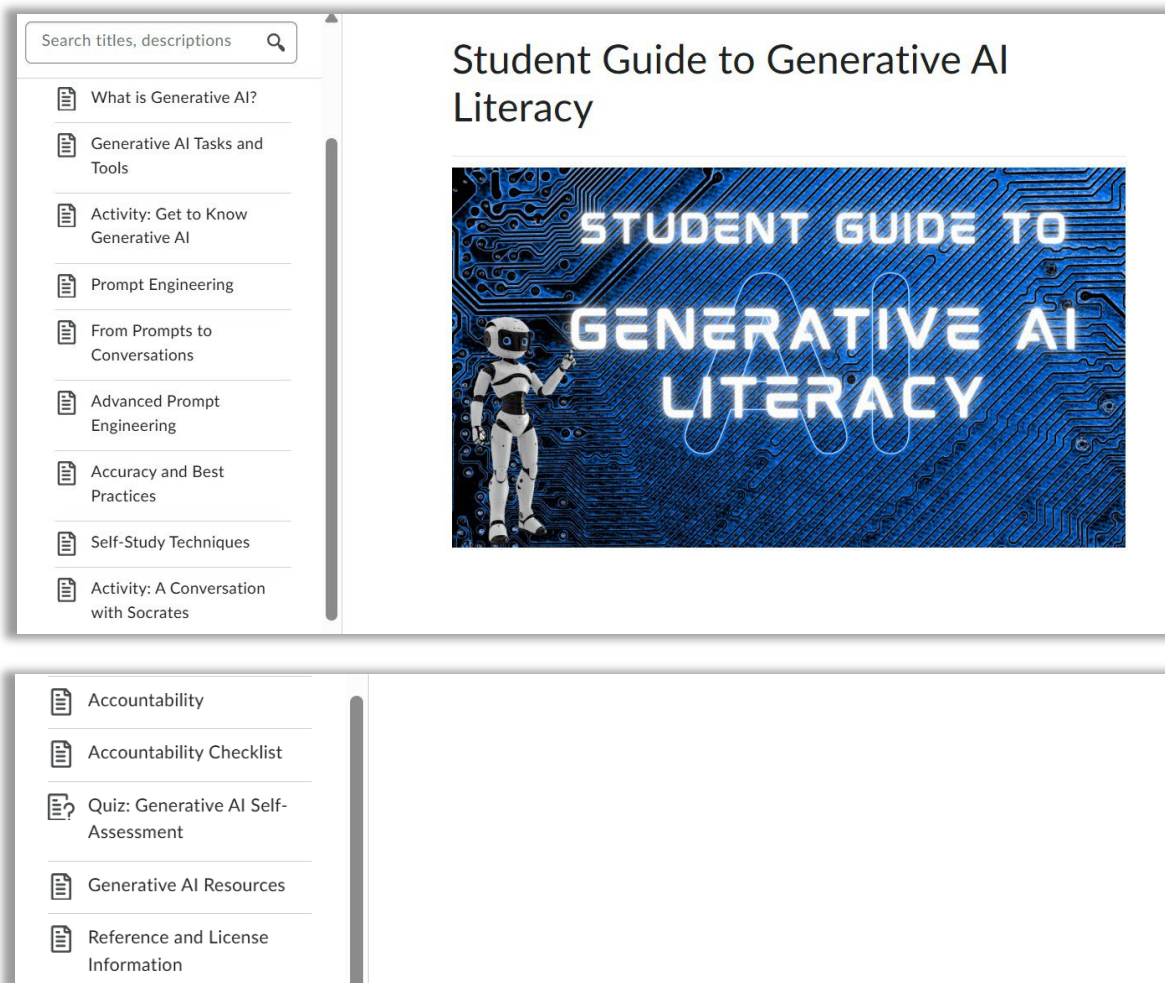
5. When the import is complete, click on the **View Content** button to navigate your course's Content section.



Student Guide to Generative AI Literacy Module Contents

By completing this guide, students will be able to:

1. **Identify appropriate uses of GenAI tools** in academic settings and in accordance with institutional and instructor-defined policies.
2. **Select and use GenAI tools** effectively to support common learning tasks such as brainstorming, research, writing, studying, and concept explanation.
3. **Apply principles of prompt engineering** to generate accurate, relevant, and purposeful responses from GenAI tools.
4. **Evaluate the reliability and limitations** of GenAI-generated content, including issues related to accuracy, bias, hallucination, and ethical use.
5. **Demonstrate academic integrity and personal accountability** by responsibly integrating AI tools into coursework while upholding expectations for original work.
6. **Engage in reflective, inquiry-based learning** using GenAI as a partner to support curiosity, critical thinking, and independent learning.



Search titles, descriptions

- What is Generative AI?
- Generative AI Tasks and Tools
- Activity: Get to Know Generative AI
- Prompt Engineering
- From Prompts to Conversations
- Advanced Prompt Engineering
- Accuracy and Best Practices
- Self-Study Techniques
- Activity: A Conversation with Socrates

Student Guide to Generative AI Literacy

STUDENT GUIDE TO
GENERATIVE AI
LITERACY

- Accountability
- Accountability Checklist
- Quiz: Generative AI Self-Assessment
- Generative AI Resources
- Reference and License Information

For more information or assistance, call 229-245-6490 or email blazeview@valdosta.edu.
For 24/7 BlazeVIEW or GoVIEW assistance, call 855-772-0423 or visit [GeorgiaVIEW Help Center](#).



CENTER *for*
eLEARNING
VALDOSTA STATE UNIVERSITY