

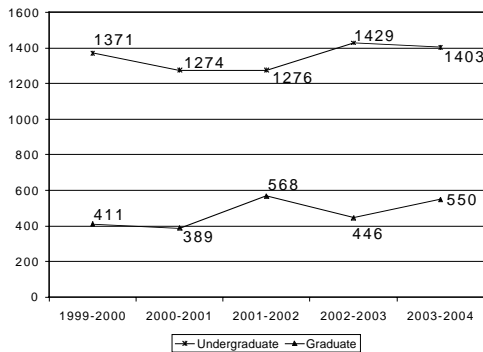
Fall 2004 Credit Hours

College	Lower	Upper	Graduate	Total
Arts and Sciences	53,272	13,371	1,659	68,302
The Arts	7,498	5,517	74	13,089
Business Administration	4,654	6,135	204	10,993
Education	9,535	12,601	5,209	27,345
Nursing	48	2,123	76	2,247
No College Designated*	1,339	489	1,248	3,076
Total	76,346	40,236	8,470	125,052

*This includes credit hours produced in Aerospace Studies, African American Studies, Learning Support, Library and Information Science, Perspectives Courses, Social Work, and Womens Studies.

Source: Fall 2004 Semester Enrollment Analysis

Degrees Conferred: FY 2000-2004



Source: 2004 Fact Book

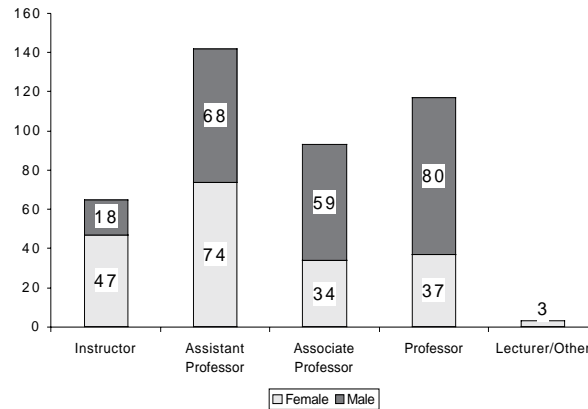
Top Ten Counties of Origin

Fall 2004	Number of Students	% of Enrollment
1 Lowndes*	1,968	18.9%
2 Gwinnett*	397	3.8%
3 Fulton*	330	3.2%
4 Camden*	313	3.0%
5 Thomas*	302	2.9%
6 Cobb*	296	2.8%
7 Tift	262	2.5%
8 DeKalb*	249	2.4%
9 Coffee*	239	2.3%
10 Colquitt*	239	2.3%

*Counties that were also the "Top Ten Counties of Origin" in Fall 2003.

Source: Fall 2004 SIRS

Fall 2004 Instructional Faculty



Source: 2004-2005 IPEDS

Full-Time Personnel

Personnel Titles	2004-2005
Instructional Faculty	420
Executive Adm/Manager	71
Professional	241
Secretarial/Clerical	173
Technical/ Paraprofessional	10
Skilled Crafts	53
Service/Maintenance	200
Total	1,168

Source: 2004-2005 IPEDS



For more information on these and other facts about Valdosta State University, contact
 Institutional Research
 (229) 333-7836
www.valdosta.edu/irp



Prepared April 2005

VSU Facts 2004 - 2005



Valdosta State University®

Valdosta State University

- ◆ Dr. Ronald M. Zaccari has served as VSU's President since January 7, 2002.
- ◆ VSU offers 60 baccalaureate degree programs and more than 50 graduate degree programs.
- ◆ Forty-four percent of VSU's Fall 2004 enrollment came from ten counties in Georgia.
- ◆ VSU's undergraduate enrollment is 9,013, an increase of 2.5% since Fall 2003.
- ◆ When compared to Fall 2003, VSU's credit hour production increased by nearly 3,000 hours in Fall 2004.
- ◆ VSU's freshman to sophomore retention rate is 76% for Fall 2004.
- ◆ VSU's Fall 2004 average SAT score for new freshmen is 1025.

Source: USG By the Numbers website and Fall 2004 SIRS

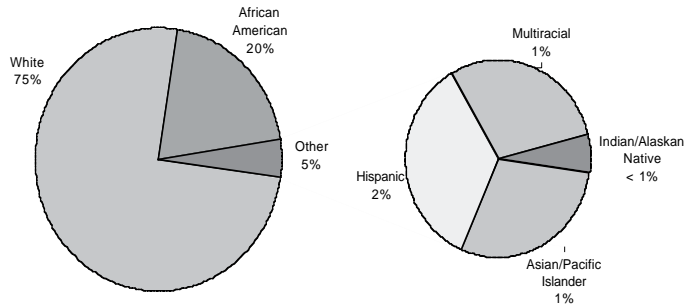
1500 N. Patterson Street
 Valdosta, Georgia 31698

Total Headcount Enrollment

Class	Fall 2003	Fall 2004	Change
Freshman	2,990	3,064	2.5%
Sophomore	1,772	1,782	0.6%
Junior	1,784	1,843	3.3%
Senior	2,370	2,247	-5.2%
Graduate	1,466	1,316	-10.2%
Doctoral	79	71	-10.1%
Transient	86	77	-10.5%
Total	10,547	10,400	-1.4%

Source: Fall 2004 SIRS

Fall 2004 Student Ethnic Groups



Due to rounding, total may not equal 100%.

Source: Fall 2004 SIRS

New Students

Class	Fall 2002	Fall 2003	Fall 2004
Freshman	1,685	1,843	865
Sophomore	272	251	567
Junior	236	272	170
Senior	61	63	208
Graduate	355	237	169
Doctoral	0	21	18
Developmental	56	39	0
Transient	65	55	2
Total	2,730	2,781	1,999

Source: Fall 2004 SIRS

Top Five States of Alumni Residence

1. Alumni living in Georgia	30,084
2. Alumni living in Florida	4,202
3. Alumni living in North Carolina	608
4. Alumni living in Alabama	498
5. Alumni living in South Carolina	490
Alumni living Out of Country	1,800
Total Living VSU Alumni	41,647

Source: VSU Alumni Database

GPA by Gender

	Female	Male
Fall 2003		
Undergraduate	3.01	2.75
Graduate	2.93	2.72
	3.78	3.72
Fall 2004		
Undergraduate	3.08	2.80
Graduate	2.96	2.72
	3.63	3.60

Source: Fall 2004 SIRS

Fall 2004 Enrollment by College

College	Undergraduate Full-time	Undergraduate Part-time	Graduate Full-time	Graduate Part-time	Fall 2004 Total	Fall 2003 Total	% Change
Arts and Sciences	3,514	700	118	106	4,438	3,623	22.50%
The Arts	887	86	10	6	989	957	3.34%
Business Administration	530	148	13	39	730	1,397	-47.75%
Education	1,965	526	270	641	3,402	3,752	-9.33%
Nursing	478	102	10	17	607	607	0.00%
Divisions of Social Work and Library Science	0	0	49	108	157	121	29.75%
Transient	29	48	0	0	77	90	-14.44%
Total	7,403	1,610	470	917	10,400	10,547	-1.39%

Source: Fall 2004 SIRS

Concise Mission Statement

The mission of Valdosta State University is to:

- Prepare our students to meet global opportunities and challenges through excellence in teaching and learning.
- Expand the boundaries of current knowledge, and explore the practical applications of that knowledge, through excellence in scholarship and creative endeavors.
- Promote the economic, cultural, and educational progress of our community and of our region, through excellence in service outreach.

VSU seeks to accomplish this mission in a dynamic, student-centered learning environment marked by respect for the diverse abilities, backgrounds, and contributions of all members of the university community.