



VALDOSTA STATE UNIVERSITY STRATEGIC RESEARCH & ANALYSIS

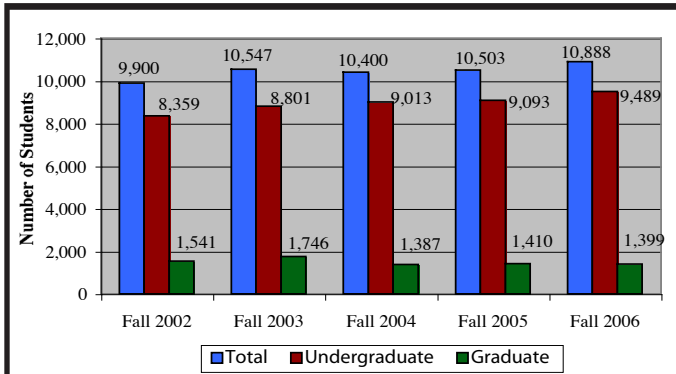
ENROLLMENT UPDATE - SPRING 2007

West Hall, 120 • Phone: 245-6517 • www.valdosta.edu/sra

This information has been compiled by Strategic Research & Analysis in an effort to provide useful and timely information to the Valdosta State University community. This information will be updated each semester, upon the availability of official SIRS data. Please contact Strategic Research & Analysis with any comments, questions, or suggestions regarding this publication.

Fall 2006 Enrollment

Fall Enrollment 2002-2006

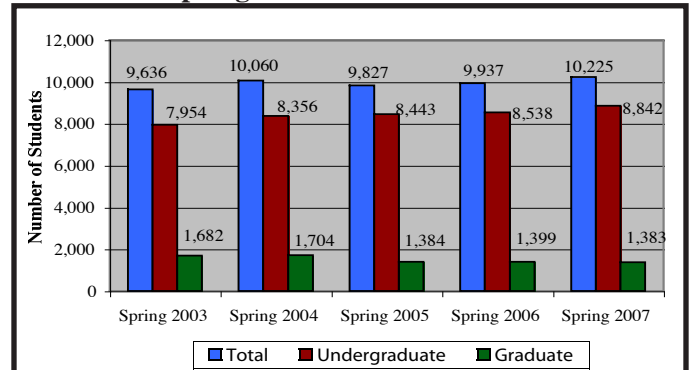


Enrollment by Gender and Ethnicity

	Male	Female	Total	%
African American	846	1,600	2,446	22.5%
American Indian or Alaskan Native	16	20	36	0.3%
Asian or Pacific Islander	72	95	167	1.5%
Hispanic	90	108	198	1.8%
Multiracial	75	90	165	1.5%
Caucasian	3,144	4,732	7,876	72.3%
Total	4,243	6,645	10,888	100.0%

Spring 2007 Enrollment

Spring Enrollment 2003-2007



Enrollment by Gender and Ethnicity

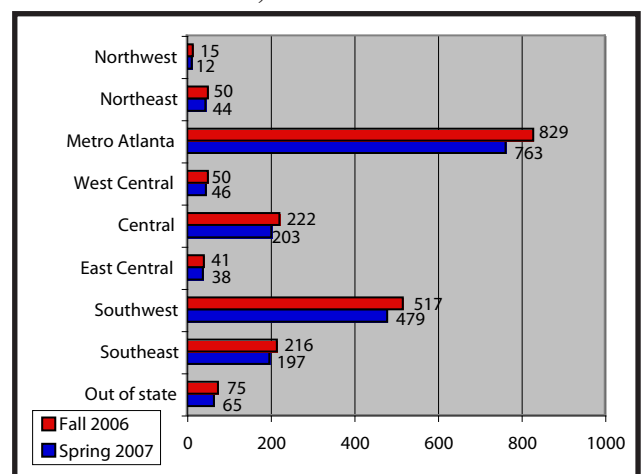
	Male	Female	Total	%
African American	794	1,531	2,325	22.7%
American Indian or Alaskan Native	15	18	33	0.3%
Asian or Pacific Islander	77	90	167	1.6%
Hispanic	81	103	184	1.8%
Multiracial	67	89	156	1.5%
Caucasian	2,953	4,407	7,360	72.0%
Total	3,987	6,238	10,225	100.0%

Fall to Spring Retention by Economic Development Region

First-Time Freshmen

Region of Origin	Fall 2006 First-Time Freshmen		Fall to Spring Retention of First-Time Freshmen	
	All	Full-Time*	All	Full-Time*
Northwest GA	15	15	80.0%	80.0%
Northeast GA	51	50	88.2%	88.0%
Metro Atlanta	838	829	91.9%	92.0%
West Central GA	50	50	92.0%	92.0%
Central GA	223	222	91.5%	91.4%
East Central GA	42	41	90.5%	92.7%
Southwest GA	533	517	92.1%	92.6%
Southeast GA	224	216	91.1%	91.2%
Out of State	83	75	84.3%	86.7%
Total University	2,059	2,015	91.3%	91.7%

First-Time, Full-Time Freshmen



Overall Fall to Spring retention of first-time, full-time freshmen: 91.7% (1,847 of 2,015 retained)

*The official retention cohort as defined by the USG.

Sources: Fall 2006 and Spring 2007 SIRS (Student Information Reporting System).

Note: Percentages may not total 100% due to rounding.