



VALDOSTA STATE UNIVERSITY STRATEGIC RESEARCH & ANALYSIS

SURVEY OF ALUMNI PERCEPTIONS, 2005

West Hall 120 • Phone: 245-6517 • www.valdosta.edu/sra

This information has been compiled by Strategic Research & Analysis in an effort to provide useful and timely information to the Valdosta State University community. The information below is based on the responses received from 111 one-year out alumni who graduated during fiscal year 2004 and 94 five-years out alumni who graduated during fiscal year 2000. Percentages are based on valid responses, as not all alumni answered every question. Please contact Strategic Research & Analysis with any comments, questions, or suggestions regarding this publication.

Background Characteristics of Alumni Responding to the Survey

Gender

- 64% of one-year out and 65% of five-years out alumni were female.
- 36% of one-year out and 35% of five-years out alumni were male.

State of Residence

- 68% of one-year out and 70% of five-years out alumni live in Georgia.
- 32% of one-year out and 30% of five-years out alumni live outside Georgia.

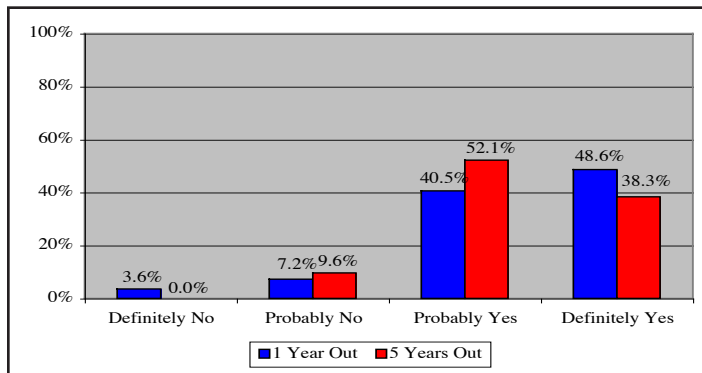
Age

- 83% of one-year out and 84% of five-years out alumni were ages 20-29.
- 17% of one-year out and 16% of five-years out alumni were 30 or older.

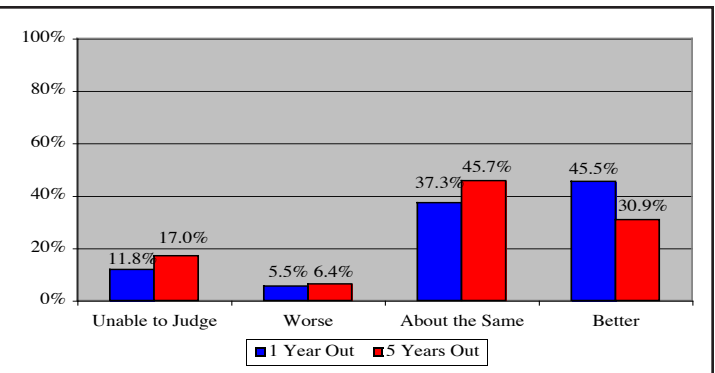
Race/Ethnicity

- 67% of one-year out and 75% of five-years out alumni were White.
- 27% of one-year out and 21% of five-years out alumni were Black.
- 2% of one-year out and 2% of five-years out alumni were Hispanic.

I would choose to attend VSU again:



Quality of education at VSU compared to other universities:



Services with Highest Ratings for Quality

One-Year Out (2004)

- VSU Catalog
- Bookstore
- Registrar's Office

Five-Years Out (2000)

- VSU Catalog
- Bookstore
- Alumni Office

Relationship of First Job to Major

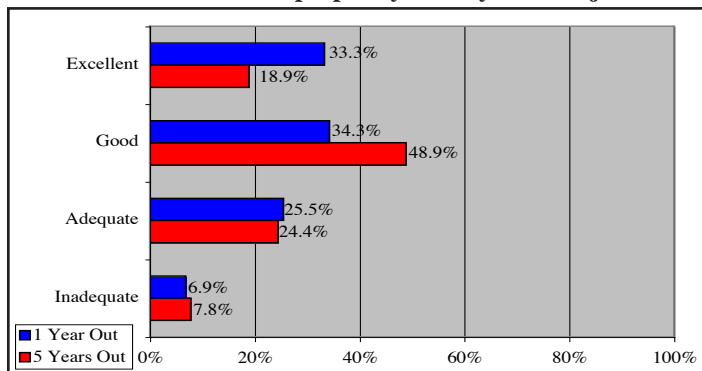
One-Year Out (2004)

- Directly related: 53.4%
- Somewhat related: 24.3%
- Not related: 22.3%

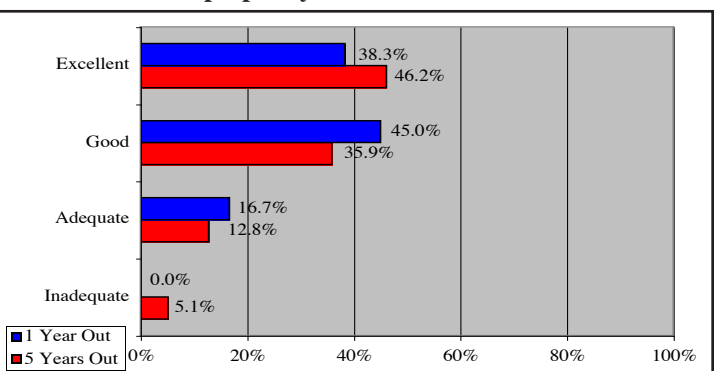
Five-Years Out (2000)

- Directly related: 48.9%
- Somewhat related: 30.0%
- Not related: 21.1%

How well did VSU prepare you for your first job?



How well did VSU prepare you for additional educational work?



Annual Salary for First Job

One-Year Out (2004)

- \$40,000 and above: 14.0%
- \$25,000 - \$39,999: 40.9%
- \$15,000 - \$24,999: 38.7%

Five-Years Out (2000)

- \$40,000 and above: 10.7%
- \$25,000 - \$39,999: 54.8%
- \$15,000 - \$24,999: 26.2%

Annual Salary for Current Job

One-Year Out (2004)

- \$50,000 and above: 25.5%
- \$40,000 - \$49,999: 19.6%
- \$25,000 - \$39,999: 36.3%

Five-Years Out (2000)

- \$50,000 and above: 25.9%
- \$40,000 - \$49,999: 21.2%
- \$25,000 - \$39,999: 41.2%

Note: Totals may not add to 100% due to rounding.

Source: VSU 2005 Alumni Survey.

June 2006