

VALDOSTA STATE UNIVERSITY STRATEGIC RESEARCH & ANALYSIS

SURVEY OF ALUMNI PERCEPTIONS, 2006

West Hall 120 • Phone: 245-6517 • www.valdosta.edu/sra

This information has been compiled by Strategic Research & Analysis in an effort to provide useful and timely information to the Valdosta State University community. The information below is based on the responses received from 105 one-year out alumni who graduated during calendar year 2005 and 92 five-years out alumni who graduated during calendar year 2001. Percentages are based on valid responses, as not all alumni answered every question. Please contact Strategic Research & Analysis with any comments, questions, or suggestions regarding this publication.

Background Characteristics of Alumni Responding to the Survey

Gender

- 68% of one-year out and 56% of five-years out alumni were female.
- 32% of one-year out and 44% of five-years out alumni were male.

State of Residence

- 91% of one-year out and 63% of five-years out alumni live in Georgia.
- 9% of one-year out and 37% of five-years out alumni live outside Georgia.

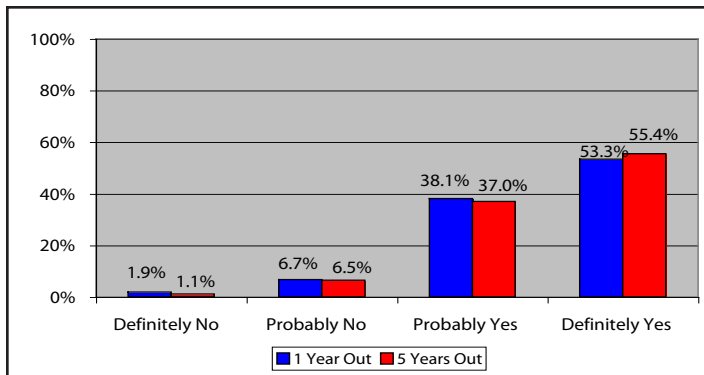
Age

- 85% of one-year out and 69% of five-years out alumni were ages 20-29.
- 15% of one-year out and 31% of five-years out alumni were 30 or older.

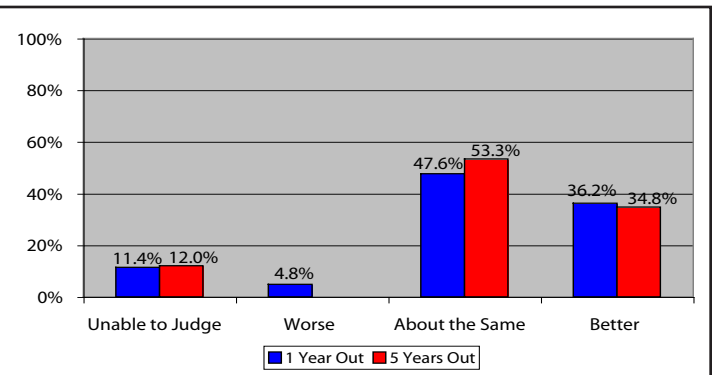
Race/Ethnicity

- 76% of one-year out and 73% of five-years out alumni were White.
- 22% of one-year out and 24% of five-years out alumni were Black.
- 2% of one-year out and 3% of five-years out alumni were other minorities.

I would choose to attend VSU again:



Quality of education at VSU compared to other universities:



Services with Highest Ratings for Quality

One-Year Out (2005)

- Library Facilities
- Alumni Office
- Continuing Education

Five-Years Out (2001)

- Library Facilities
- Veterans' Services
- VSU Catalog

Relationship of First Job to Major

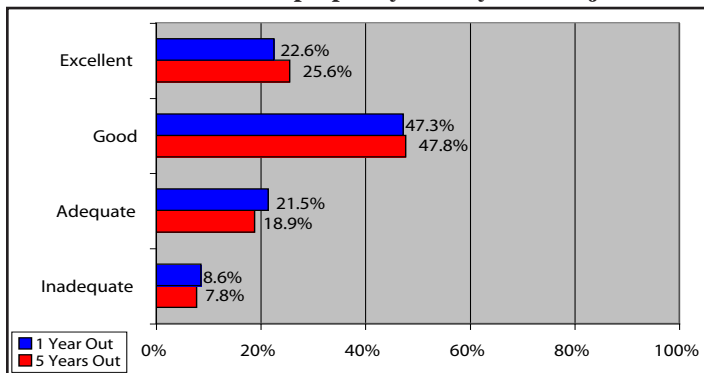
One-Year Out (2005)

- Directly related: 44.6%
- Somewhat related: 31.5%
- Not related: 23.9%

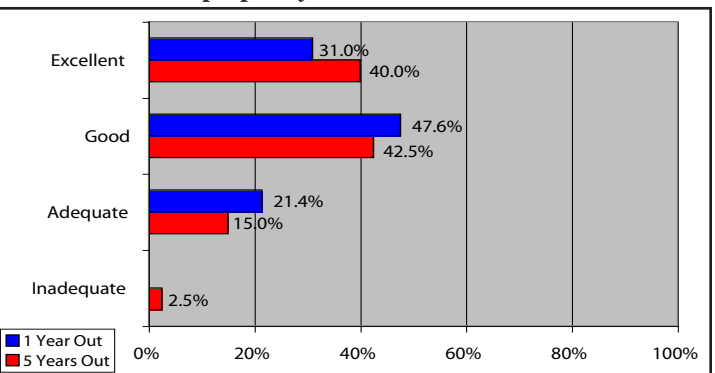
Five-Years Out (2001)

- Directly related: 43.3%
- Somewhat related: 35.6%
- Not related: 21.1%

How well did VSU prepare you for your first job?



How well did VSU prepare you for additional educational work?



Annual Salary for First Job

One-Year Out (2005)

- \$40,000 and above: 8.1%
- \$25,000 - \$39,999: 50.0%
- \$15,000 - \$24,999: 18.6%

Five-Years Out (2001)

- \$40,000 and above: 14.3%
- \$25,000 - \$39,999: 48.8%
- \$15,000 - \$24,999: 31.0%

Annual Salary for Current Job

One-Year Out (2005)

- \$50,000 and above: 16.5%
- \$40,000 - \$49,999: 3.3%
- \$25,000 - \$39,999: 51.7%

Five-Years Out (2001)

- \$50,000 and above: 37.5%
- \$40,000 - \$49,999: 18.2%
- \$25,000 - \$39,999: 34.1%

Note: Totals may not add to 100% due to rounding.

Source: VSU 2006 Alumni Survey.