

Library Literature & Information Science

[About Library Literature & Information Science database](#)

[Getting into Library Lit](#)

[Basic Search](#)

- [Advanced search techniques](#)
- [The Advanced Search](#)
- [Narrow Results by Subject](#)

About Library Literature & Information Science database

Library Literature & Information Science, also known simply as “**Library Lit**,” is a database that indexes articles and book reviews from key library and information science periodicals. Created by librarians for librarians, this database provides coverage for over 300 books, 380 journals, chapters in collected works such as conference proceedings, library school theses and pamphlets, creating a database of over 242,000 records. Library Literature & Information Sciences includes English and non-English records dating back to 1980.

Getting into Library Lit

- Log into **GALILEO**. If you're off campus, **log in through [Anywhere Access](#)**.
- Select **Social Sciences**, and then click on the **Education** link.

The screenshot displays the GALILEO website interface. At the top, there is a blue header with the GALILEO logo and the text "An Initiative of the University System of Georgia". To the right of the logo, there are links for "Home | About GALILEO | Policies | Kids | Database List | Odum Library". Below the header is a navigation bar with buttons for "Home", "Arts & Humanities", "Business & Economics", "Georgia", "Medicine & Health", "News/Facts Reference", "Science & Technology", "Social Sciences", and "Data". The "Social Sciences" button is highlighted, and a dropdown menu is open, showing a list of sub-categories: "Anthropology", "Education", "Gender & Migration", "International", "Journalism & Law & Criminology", "Political Science", "Psychology", "Recreation & Leisure", "Sociology", and "Social Science". The "Education" link is highlighted with a red box. Below the navigation bar, there is a yellow search box labeled "GALILEO Quick Search BETA" with a search button and links for "Advanced Search" and "Database List". Below the search box, there is a section titled "Find Databases" with a search input field and a "Find" button. Below this, there is a "Quick Help!" section with a dropdown menu and a "GALILEO Tutorial" link.

- Now click on the link to **Library Literature and Information Science**.

14. [ERIC Database \(ERIC Education Resources Information Center\)](#) | Database ind resources with some full content in .pdf format. [i more ...](#)
15. [GCollege411](#) | Tools for Georgia college selection and application and career guidanc
16. [HaPI - Health and Psychosocial Instruments \(Off-campus access requires "VSU I](#) measurement instruments. [i more ...](#)
17. [Information Science and Technology Abstracts \(Off-campus access requires "VS](#) the area of information science. [i more ...](#)
18. [Library, Information Science & Technology Abstracts with Full Text \(LISTA\)](#) | some full text [i more ...](#)
19. [Library Literature & Information Science \(Off-campus access requires "VSU Em](#) Library and Information Sciences. [i more ...](#)
20. [LISA: Library and Information Science Abstracts \(Off-campus access requires "V](#) for articles in Library and Information Science. [i more ...](#)
21. [MasterFILE Premier \(at EBSCOhost\)](#) | Articles in general reference, business, col Versión en Español [i more ...](#)
22. [Middle Search Plus](#) | Articles selected to meet the research needs of middle schc
23. [Pandora: Yearbook of the University of Georgia from the Hargrett Rare Book an](#) Georgia from 1886 to 1899 [i more ...](#)

Basic Search

- Log into **Library Lit**.

EBSCO Research Databases [Sign In](#)

Basic Search | Advanced Search | Visual Search | Choose Databases

New Search | Keyword | Indexes

Find: Search Clear ?

in ?

- In the **Find** window, type in your search terms.

- Use **Boolean Operators** and **Truncation** to limit your results. Put phrases in **double quotation marks** (" ").

- Left-click on **Search**.

Refine Search | Results

Limit your results:

Linked Full Text

Published Date Month Year: to Month Year:

Source

Peer Reviewed

Document Type
Autobiography
Bibliography
Biography

Includes Bibliography

Advanced Search Techniques

Library Lit provides several search options, including:

- *Linked Full Text* – limiting search results to only those items that have links to full-text articles available through EBSCOhost provided databases. *However*, you may have access to full-text articles through non-EBSCOhost databases. For more information, read [Getting Your Hands on the Articles](#).
- *Published Date* – search by date of publication.
- *Source* – search by the name of the journal/magazine that the article appears in.
- *Peer Reviewed* – for more information on peer review, read [Peer Review](#).
- *Document Type* – choose resources based on type.
- *Includes Bibliography* – choose only those items that have a list of references at the end of the work. Limits to higher-quality works.

The Advanced Search

The Advanced Search allows you to search within particular fields. Let's use the example of searching for articles that have the word "cataloging" in the title, but were written by individuals with the last name "Smith."

- Log into **Library Lit**.

- Left-click on the **Advanced Search** tab.

- In the first box, type in **cataloging**, and then select **TI Title** in the drop-down menu.

- In the second box, type in **smith**, and then select **AU Author** in the drop-down menu.



- Left-click on **Search**.

The screenshot shows the EBSCO Research Databases interface. At the top, there are navigation buttons: 'Basic Search', 'Advanced Search' (highlighted with a red box), 'Visual Search', and 'Choose Databases'. Below these is a 'New Search' section with tabs for 'Keyword' and 'Indexes'. The search criteria are entered as follows: 'Find: cataloging' in the 'TI Title' field, 'and smith' in the 'AU Author' field, and 'Library Literature & Information Science' in the subject field. Below the search criteria, there are buttons for 'Refine Search', 'Search History/Alerts', and 'Results'. At the bottom, there is a 'Limit your results' section with a checkbox for 'Linked Full Text' which is currently unchecked.

Narrow Results by Subject

If you find that you are getting too many results, you can quickly reduce your results by narrowing by subject.


- Perform a search in **Library Lit.**
- On the left side of the screen, look at the subjects listed under **Narrow Results by Subject.**
- **Click** on an appropriate subject that you would like to narrow your results to.

Results for: TI cataloging **AND** AU smith  [Add search to folder](#)  [Display link to search](#)

Find: cataloging in TI Title

and smith in AU Author

and in Select a Field (optional) [Add](#)

in Library Literature & Information Science 

[Refine Search](#) [Search History/Alerts](#) [Results](#) To :

All Results: 1-10 of 19 Page: [1](#) [2](#) [Next](#)

Narrow Results by Subject	
College and university	1. [Subject determination during the cataloging p Document Delivery & Information Supply, v. 15 <input type="button" value="Find It"/>
libraries--Cataloging	2. Access to Basque Sound Recordings: A Uniq Educational Media & Library Sciences, v. 42 r <input type="button" value="Find It"/>
Cataloging--Administration	3. [Cataloging the Web] [book review] . Smith , E Supply, v. 14 no4 (2004) p. 95-6. [Book review <input type="button" value="Find It"/>
Surveys--Cataloging	4. From purchase plans to PromptCat: new mod Libraries, v. 27 no4 (Winter 2001) p. 45-6. [Fe: <input type="button" value="Find It"/>
Noble H. Getchell	5. Local cataloging procedures: one case study Sciences, v. 38 no2 (December 2000) p. 133-4 <input type="button" value="Find It"/>
Library--Cataloging	
Cataloging--Automation	
OCLC,	
Inc.--Applications--Cataloging	
Technical services--History	
Library of Congress--Cataloging	
Surveys--Jobbers, suppliers and	
wholesalers	
Foreign language	
materials--Cataloging	