

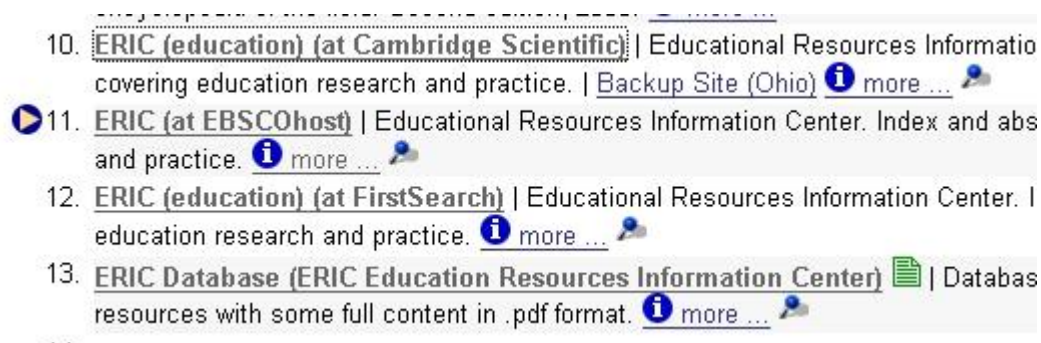
## ERIC - Searching

- What is ERIC?
  - ERIC Documents (ED) vs. Journal Articles (EJ)
  - Ways to Search ERIC
    - Keyword Search
    - Descriptor Search
  - Searching for Research Reports
  - Getting Your Hands on ERIC Documents & ERIC Journal Articles
- 

### What is ERIC?

**ERIC (Educational Resources Information Center):** ERIC is the world's largest index to journal articles and research reports in the field of education. It includes material written from 1966 to the present. ERIC provides citations to a wide variety of information, including journal articles, curriculum and teaching guides, conference reports, and dissertations.

GALILEO contains four versions of ERIC. Three are produced by database vendors: EBSCOhost, FirstSearch and Cambridge Scientific, and one is a link to the ERIC website.



### ERIC Documents (ED) vs. Journal Articles (EJ)

When you search ERIC, you need to be aware of two abbreviations you will see in the search results records. Each document or article indexed by ERIC is assigned a six-digit ERIC Number that is preceded by either:

- **ED (ERIC Document):** These are non-journal items, such as project reports, lesson plans, curriculum guides, and conference papers. These are referred to as ERIC microfiche documents, because they were originally only available in microfiche format. The entire ERIC Document collection is located in the brown microfiche cabinets on the second floor of Odum Library, and microfiche reader/printers are available.

or

- **EJ (ERIC Journal article):** ERIC indexes articles that have been published in over 800 professional journals. The EBSCOhost version contains some full-text articles (as either **Full Text from ERIC** or **Linked Full Text**).

## Keyword Searching

In all versions of ERIC, you can search by combining your concepts with **and** or **or**. Remember to put quotes around phrases:

"eating disorders" and teenagers

## Descriptor Searching: Using the ERIC Thesaurus

The ERIC Thesaurus is an alphabetical listing of the *descriptors*, (or *controlled vocabulary* or *subject headings*), that are assigned to each article and document indexed by ERIC. An indexer reads each article and determines its subject content. S/he then assigns a number of descriptors to the article. In a well-designed thesaurus, the same term is always used for the same concept. Although various authors discussing the holding back of students may talk about "retention", "repeating a grade" or "holding back", any article which discusses this topic will be assigned the ERIC Descriptor "grade repetition".

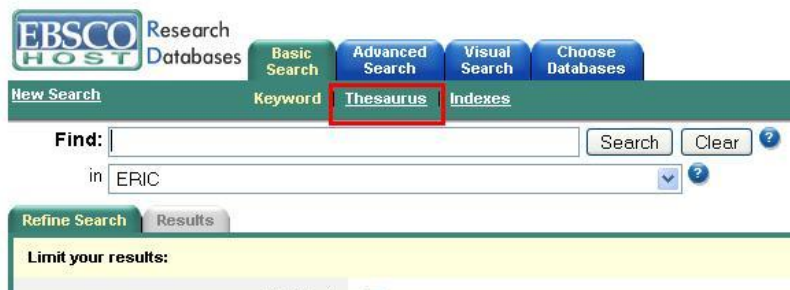
Rather than guessing at what to type in, look up terms you're thinking of using in the Thesaurus. It will either confirm that your term or phrase is an official descriptor, or it will give you the preferred ERIC descriptor.

Several versions of the ERIC Thesaurus are available:

1. An online version is available from the ERIC website (<http://www.eric.ed.gov/>).



2. In the EBSCOhost version of ERIC available in GALILEO, click on the **Thesaurus** link at the top of the screen.



3. In the Cambridge Scientific version of ERIC available in GALILEO, click on the **Search Tools** tab, and then the **Thesaurus** tab at the top of the screen.



4. In the First Search version of ERIC available in GALILEO, click on the **Advanced Search** button, and then the **Subjects** icon at the top of the search screen.



5. A print version, *Thesaurus of ERIC Descriptors*, is kept at the Reference Desk.

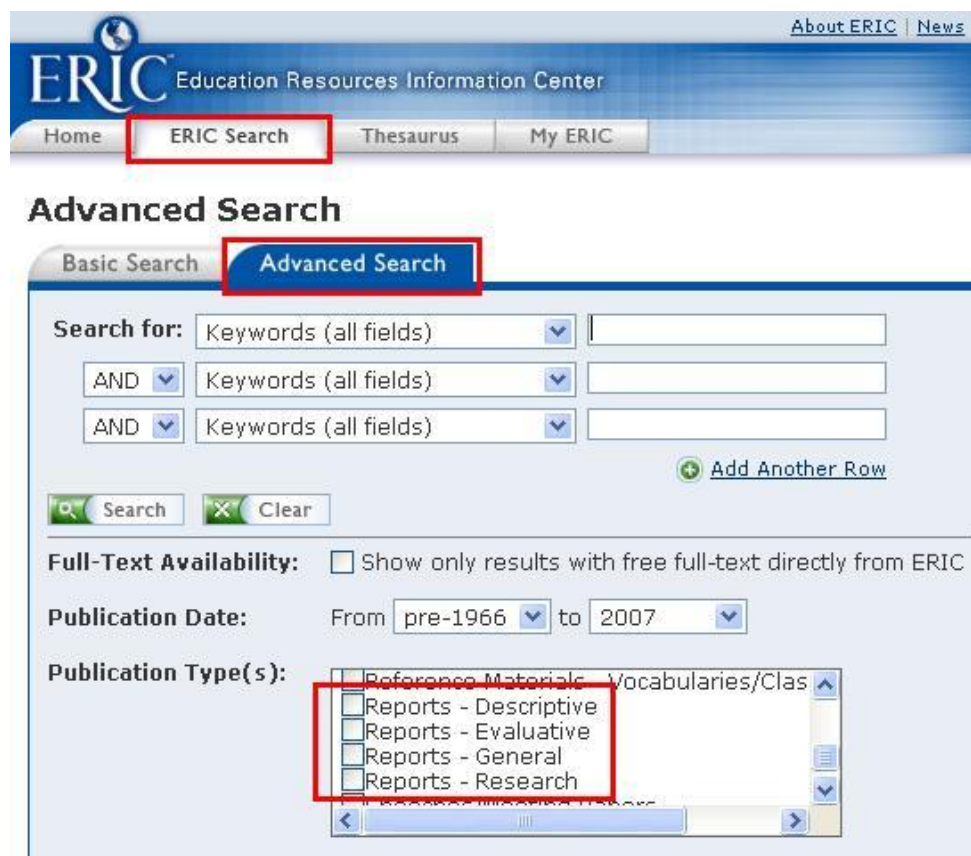
## Searching for Research Reports

Research Reports are articles and documents that report on the results of qualitative and quantitative studies, questionnaires, surveys, and case methods.

- ERIC Website:
  1. Click on the **ERIC Search** button.
  2. Click on the **Advanced Search** tab.

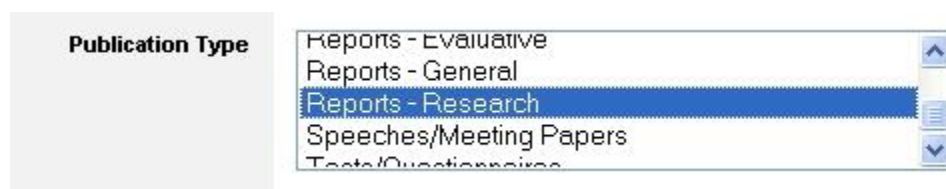
<http://www.valdosta.edu/library/learn/eric-searching.pdf>

3. From the **Publication Type(s)**: select the **Reports - Research** option.



The screenshot shows the ERIC website's search interface. At the top, the ERIC logo and 'Education Resources Information Center' are visible. A navigation bar contains 'Home', 'ERIC Search', 'Thesaurus', and 'My ERIC'. The 'ERIC Search' link is highlighted with a red box. Below this is the 'Advanced Search' section, with the 'Advanced Search' tab highlighted by a red box. The search form includes three search boxes, each with a 'Keywords (all fields)' dropdown and an 'AND' operator dropdown. Below the search boxes are 'Search' and 'Clear' buttons. Further down, there are options for 'Full-Text Availability' (checkbox), 'Publication Date' (From: pre-1966 to: 2007), and 'Publication Type(s)'. The 'Publication Type(s)' dropdown menu is open, showing options like 'Reference Materials - Vocabularies/Classifications', 'Reports - Descriptive', 'Reports - Evaluative', 'Reports - General', and 'Reports - Research'. The 'Reports - Research' option is highlighted with a red box.

- EBSCOhost version of ERIC:
  1. Click on the **Advanced Search** link in the green bar at the top of the screen.
  2. Type your search statement into the first search box.
  3. Scroll down to the section titled *Refine Search*
  4. From the menu next to **Publication Type**, choose **Reports - Research**.



This is a close-up of the 'Publication Type' dropdown menu. The menu is open, showing several options: 'Reports - Evaluative', 'Reports - General', 'Reports - Research', 'Speeches/Meeting Papers', and 'Tests/Questionnaires'. The 'Reports - Research' option is highlighted with a blue background.

- Cambridge Scientific version of ERIC
  1. Click on the **Advanced Search** tab.
  2. In the first search boxes, type in **143**. Choose **Publication Type, PT=** from the first pull-down menu.
  3. Type in your topic in the next search box.



- FirstSearch version of ERIC
  1. Click on the **Advanced Search** button.
  2. In the first **Search for** box, type **143** and choose **Publication Type** from the corresponding pull-down menu.
  3. Type your topic in the next **Search for** box



## Getting Your Hands on ERIC Documents & ERIC Journal Articles

ERIC Documents published since 1993 are available full-text from the ERIC website, as well as in the EBSCOhost version of ERIC.

For on-campus students, the entire ERIC Document collection is located in the brown microfiche cabinets on the second floor of Odum Library, and microfiche reader/printers are available.

For off-campus students, ERIC Documents published before 1993 that are **not** available full-text can be requested via ILLiad (<http://valdosta.illiad.oclc.org/illiad/logon.html>). **Before you request an ERIC Document via ILLiad, be aware of its length**—ERIC Documents can vary in length from ¼ a page to over 500 pages. For items over 100 pages, it can take over a week for delivery.

Database Help Guides, Odum Library, Valdosta State University  
[www.valdosta.edu/library](http://www.valdosta.edu/library)

To get ERIC Journal Articles, follow the steps to Getting Your Hands on the Articles (<http://www.valdosta.edu/library/learn/getarticle.shtml>).