



**VALDOSTA STATE UNIVERSITY  
OFFICE OF INSTITUTIONAL RESEARCH  
ENROLLMENT UPDATE—Spring 2014**

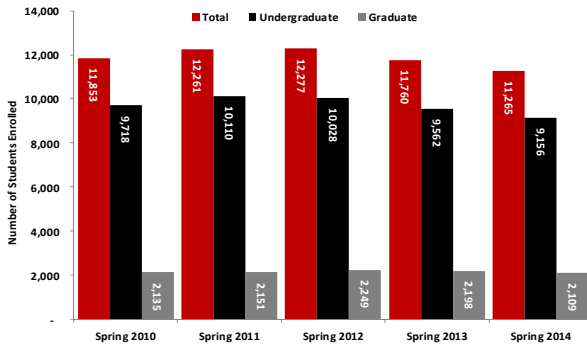
1500 N. Patterson St. Valdosta, GA 31698 • Phone (229) 333-7831  
http://www.valdosta.edu/administration/emc/institutional-research



This information has been compiled by the Office of Institutional Research in an effort to provide useful and timely information to the Valdosta State University community. This information will be updated each semester, upon the availability of official data. Please contact the Office of Institutional Research with any questions regarding this.

**Spring 2014 Enrollment**

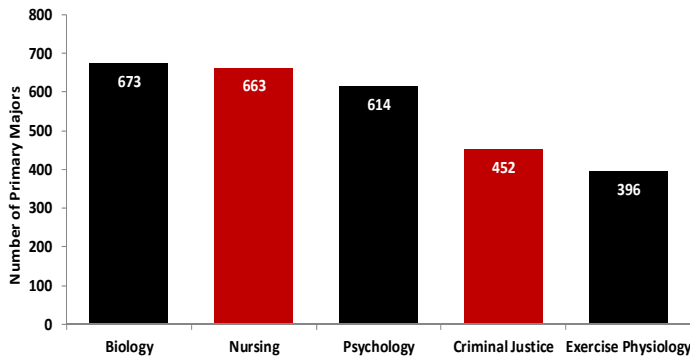
**Total Enrollment, Spring 2010–Spring 2014**



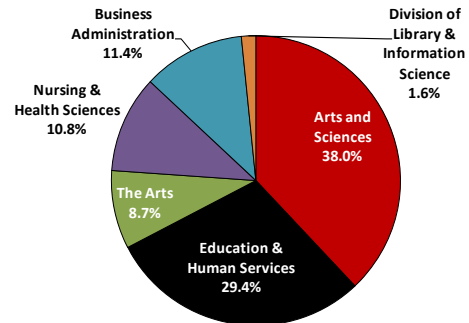
**Total Enrollment by Gender and Ethnicity, Spring 2014**

Ethnicity	Female	% of Female	Male	% of Male	Total	% of Total
American Indian/ Alaskan Native	10	0.1%	18	0.4%	28	0.2%
Asian	122	1.8%	126	2.9%	248	2.2%
Black	2,429	35.2%	1,344	30.8%	3,773	33.5%
Hawaiian/ Pacific Islander	10	0.1%	8	0.2%	18	0.2%
Hispanic	277	4.0%	185	4.2%	462	4.1%
Multiracial	393	5.7%	238	5.5%	631	5.6%
Unknown	68	1.0%	65	1.5%	133	1.2%
White	3,596	52.1%	2,376	54.5%	5,972	53.0%
<b>Total</b>	<b>6,905</b>	<b>100.0%</b>	<b>4,360</b>	<b>100.0%</b>	<b>11,265</b>	<b>100.0%</b>

**Total Enrollment by 5 Largest Declared Majors, Spring 2014**

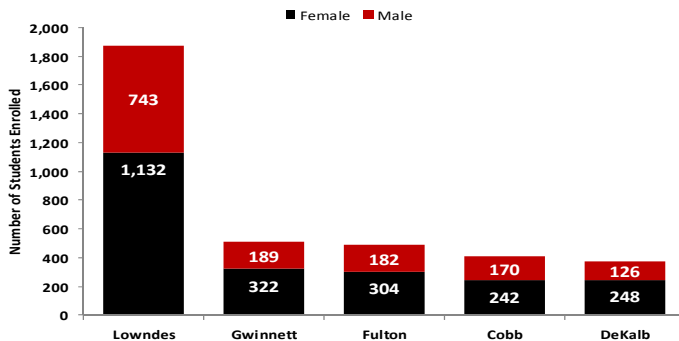


**Total Enrollment by College, Spring 2014**

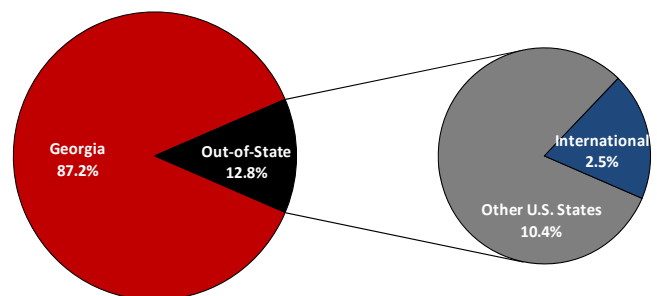


Note: The College of Arts & Sciences includes undecided majors. Pre-business students are included in Business Administration. Pre-nursing students are included in Nursing.

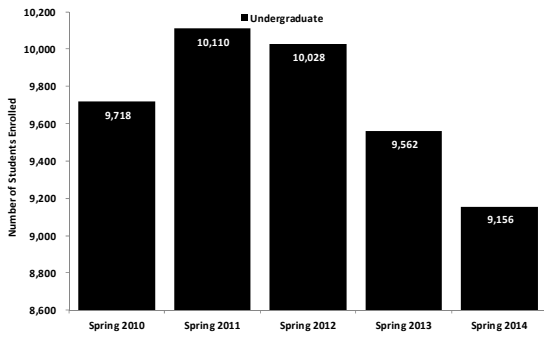
**Total Enrollment of Georgia Counties with Highest Enrollment by Gender, Spring 2014**



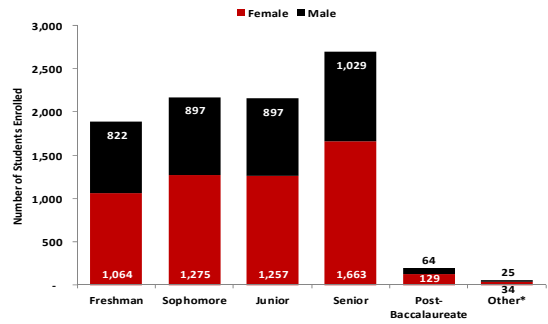
**Total Enrollment by Residency, Spring 2014**



**Undergraduate Enrollment, Spring 2014**

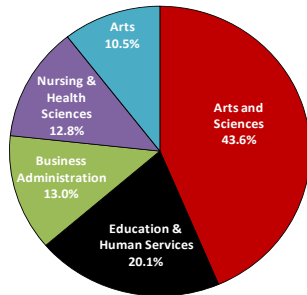


**Undergraduate Enrollment by Classification and Gender, Spring 2014**



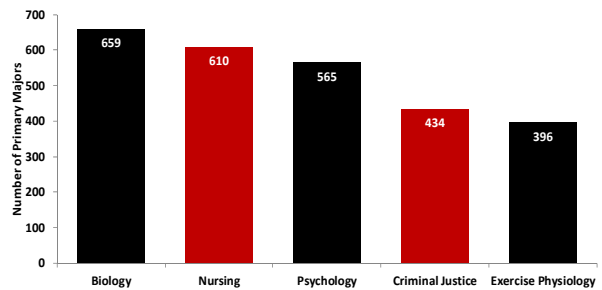
\* Includes Joint Enrolled, Transient, and Other.

**Undergraduate Students by College, Spring 2014**

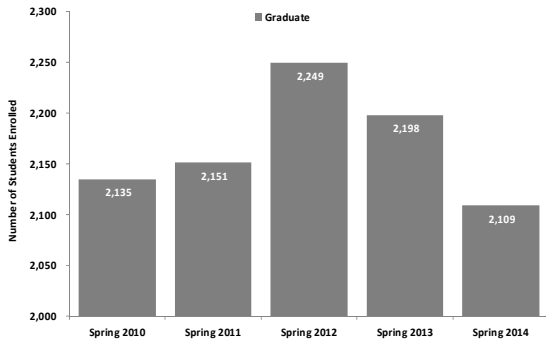


Note: The College of Arts & Sciences includes undecided majors. Pre-business students are included in Business Administration. Pre-nursing students are included in Nursing.

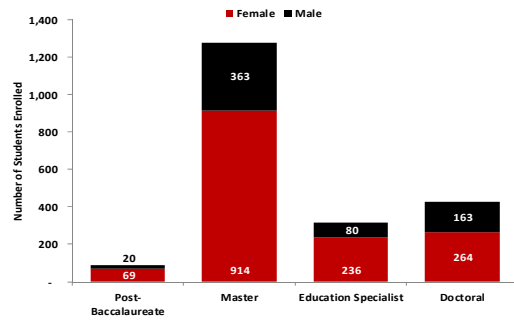
**Undergraduate Students by 5 Largest Declared Majors, Spring 2014**



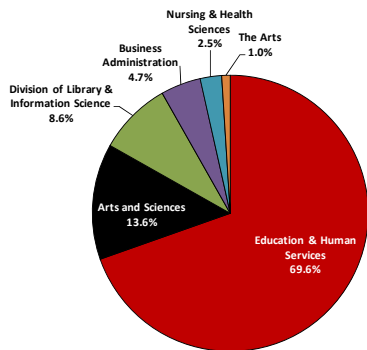
**Graduate Enrollment, Spring 2014**



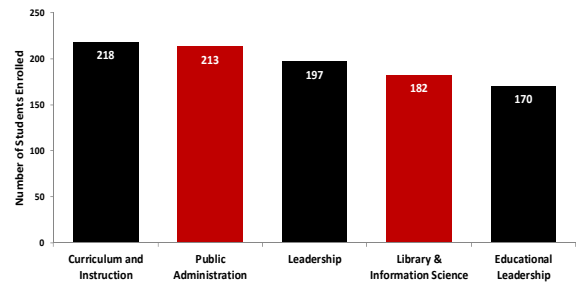
**Graduate Enrollment by Classification and Gender, Spring 2014**



**Graduate Enrollment by College, Spring 2014**



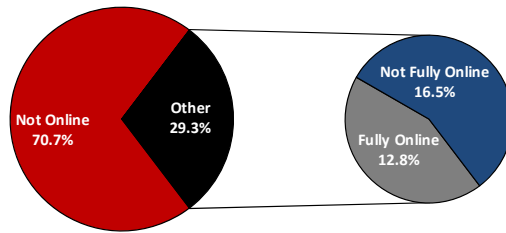
**Graduate Students by 5 Largest Declared Majors, Spring 2014**



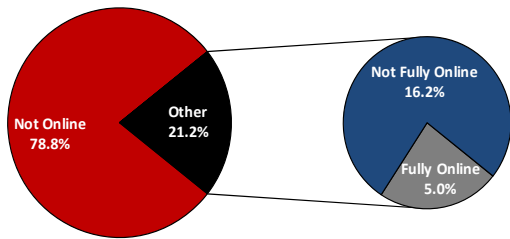
Note: The College of Arts & Sciences includes undecided majors. Pre-business students are included in Business Administration. Pre-nursing students are included in Nursing.

Source: VSU OIR Analysis of ADC Enrollment, May 2014.

**Total Enrollment for Distance Learning, Spring 2014**



**Undergraduate Enrollment for Distance Learning, Spring 2014**



**Graduate Enrollment for Distance Learning, Spring 2014**

