



Summary Results

One and Five Year Alumni Surveys



Valdosta State University
Strategic Research and Analysis
November 2012

Table of Contents

Introduction..... 2

Summary 2

Respondent Demographics 3

Undergraduate Experience at VSU 4

 Rate your level of preparation upon graduation:4

 How would you rate the overall effectiveness of your program/major?.....6

 Rate your satisfaction with the following aspects of your education at VSU:6

 How important is it to you for VSU to emphasize the following?.....7

 Did you work during college?.....7

Graduate Study..... 8

 Have you enrolled in a degree program since graduating from VSU?8

 How prepared were you for graduate or professional school?8

Employment 9

 How long did it take to obtain your first full-time permanent job after graduation?.....9

 Did you relocate for your first job after graduation?9

 Are you currently employed?.....10

 What is your current field of employment?.....10

 Is your current employment directly related to your major?11

 What is your annual full-time salary?11

 How satisfied are you with your current job?.....11

 Rate the extent that VSU prepared you professionally to:12

Overall Impression of VSU 13

 In your opinion, is VSU’s academic reputation:13

 Rate the value of your education:.....13

 If you started college again, would you choose to attend VSU?14

 Would you recommend VSU to others?14

 Are you proud to be a VSU graduate?15

 How connected do you feel to VSU as an alumnus?.....15

 Do you utilize the following sources of VSU news and events?.....16

 How many issues of the VSU Alumni Voice have you read?16

 If you read the VSU Alumni Voice, what type of articles do you most enjoy?17

 Have you visited the VSU campus since you graduated?.....17

 If you have visited VSU, what inspired your return to campus?17

 What are your thoughts on financial donations to VSU?.....18

Aggregated Responses for Questions Reported as Means..... 19

Survey Instrument 23

Introduction

This report is a summary of the perceptions of two groups of Valdosta State University (VSU) Alumni—those who graduated one year ago, and those who graduated five years ago. The group from one year ago graduated in Fall 2010, Spring 2011, or Summer 2011, while the group from five years ago graduated in Fall 2006, Spring 2007, or Summer 2007.

In academic year 2010-2011 (one year ago), 1,660 students graduated. In academic year 2006-2007 (five years ago), there were 1,448 graduates. Surveys were sent to 1,348 graduates from one year ago and to 1,029 graduates from five years ago, based on the address on file with the Office of Alumni Relations. The response rate is 6.3% for the group from one year ago, and 5.0% for the group from five years ago. The total response rate was 5.7%.

This survey was last conducted in 2010, surveying the populations from academic year 2007-2008 and academic year 2003-2004. The 2010 survey saw response rates of 8.1% for the one year out group and 8.3% for the five years out group.

Summary

VSU received 85 surveys out of the 1,348 sent to graduates from academic year 2010-2011 (one year ago). Of these respondents:

- 21.2% have enrolled in a graduate or professional program
- 58.8% are employed full time
- 57.4% are currently making between \$20,001 and \$40,000 annually
- 61.2% feel Valdosta State University's academic reputation is improving
- 58.8% would choose Valdosta State University again
- 84.4% would recommend Valdosta State University to others
- 90.6% are proud to be a Valdosta State University graduate

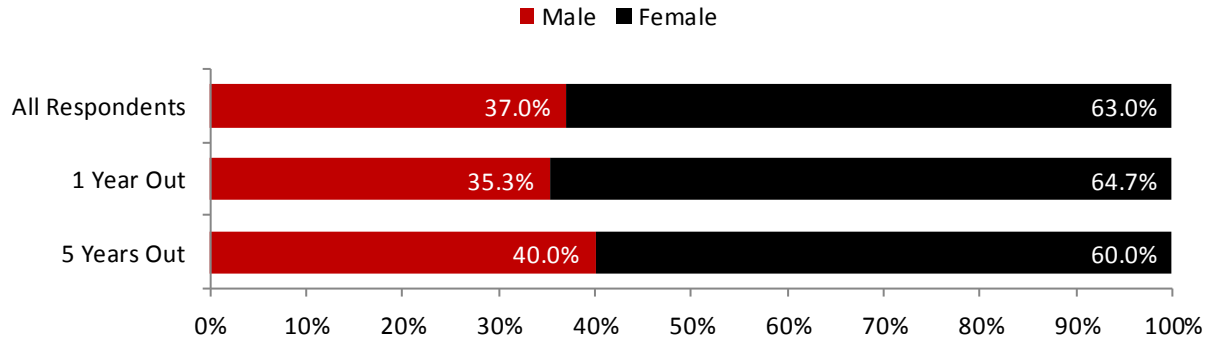
Additionally, the University received 51 surveys out of the 1,029 sent to graduates from academic year 2006-2007 (five years ago). Of these respondents:

- 52.0% have enrolled in a graduate or professional program
- 84.0% are employed full time
- 38.3% are currently making between \$20,001 and \$40,000 annually
- 69.4% feel Valdosta State University's academic reputation is improving
- 64.7% would choose Valdosta State University again
- 92.2% would recommend Valdosta State University to others
- 94.0% are proud to be a Valdosta State University graduate

Respondent Demographics

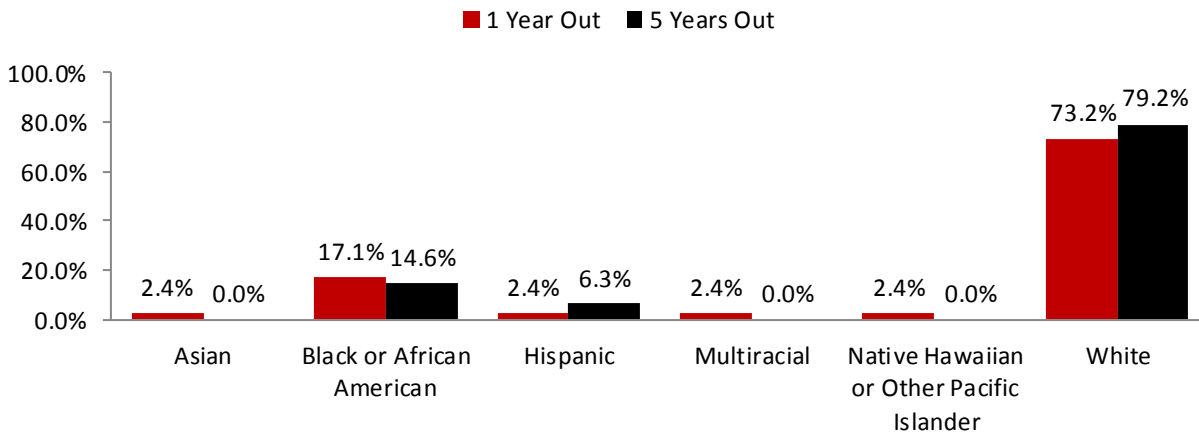
Respondents were asked to provide some basic demographic data at the end of the survey. Race and Ethnicity are reported according to Federal Definitions, where anyone self-reporting more than one race is classified as “multiracial,” and anyone self-reporting as Hispanic is classified as “Hispanic,” regardless of other races reported.

Respondents by Gender



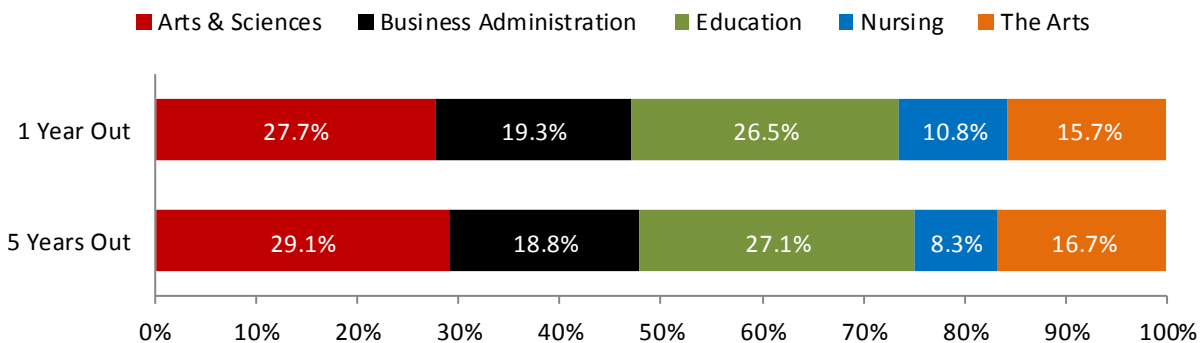
Source: VSU SRA Analysis of Alumni Survey Data, 2012

Respondents by Race and Ethnicity



Source: VSU SRA Analysis of Alumni Survey Data, 2012

Respondents by College



Source: VSU SRA Analysis of Alumni Survey Data, 2012

Undergraduate Experience at VSU

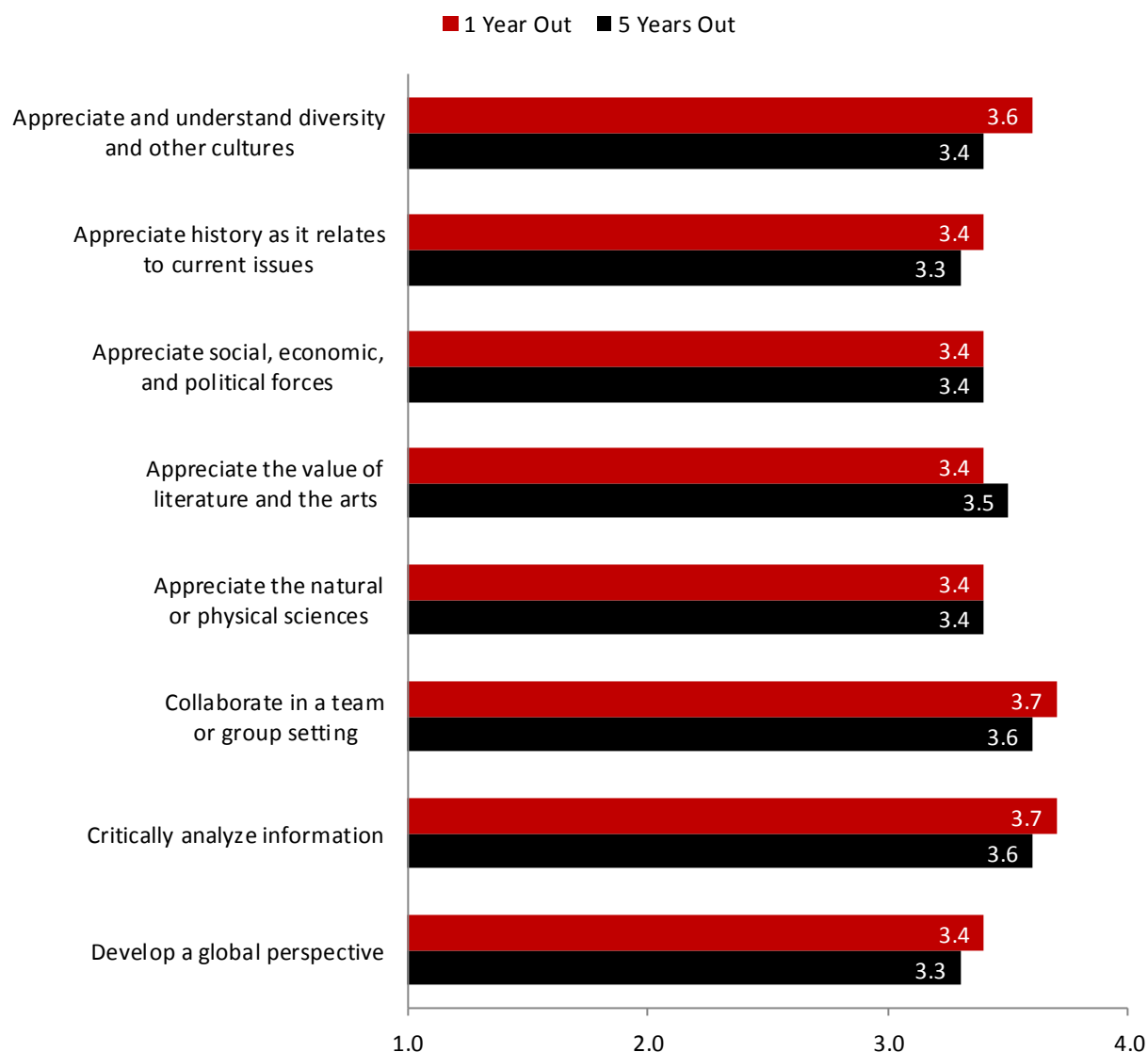
Respondents were asked to rate various aspects of their time at Valdosta State University. The majority of these questions were presented in blocks with a scale of responses (for example, a scale from “Very Unsatisfied” to “Very Satisfied”).

Question 1—Rate your level of preparation upon graduation:

For this question, and several others, responses are reported as an average score, where a score closer to 1 suggests a more negative response and a score closer to 4 suggests a more positive response. Tables with specific percentages for each response can be found in the section “Aggregated Responses for Questions Reported as Means,” starting on page 19, for this question and others that are reported similarly.

Level of Preparation upon Graduation

1 = Very Unprepared, 2 = Somewhat Unprepared, 3 = Somewhat Prepared, 4 = Very Prepared

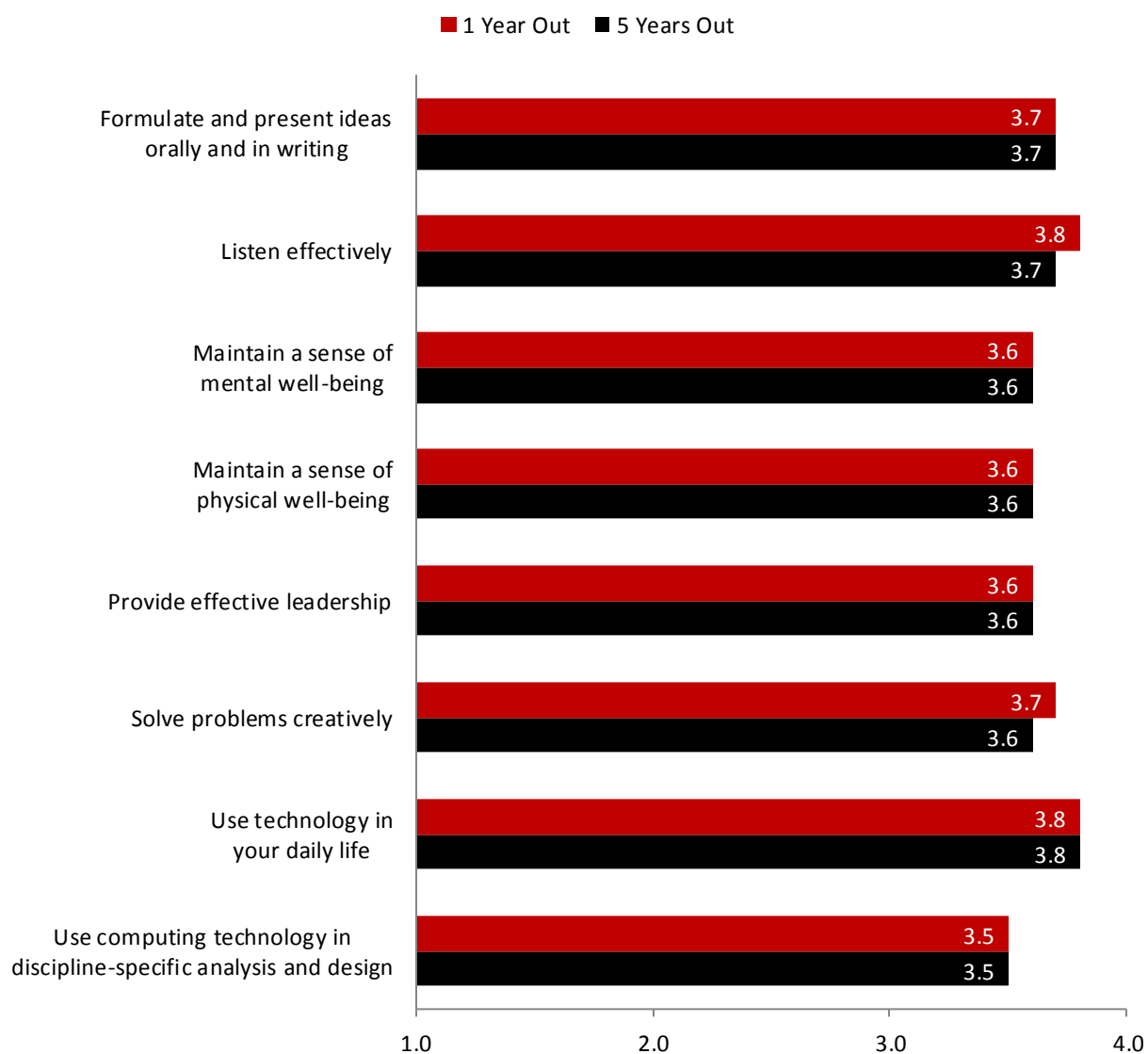


Source: VSU SRA Analysis of Alumni Survey Data, 2012



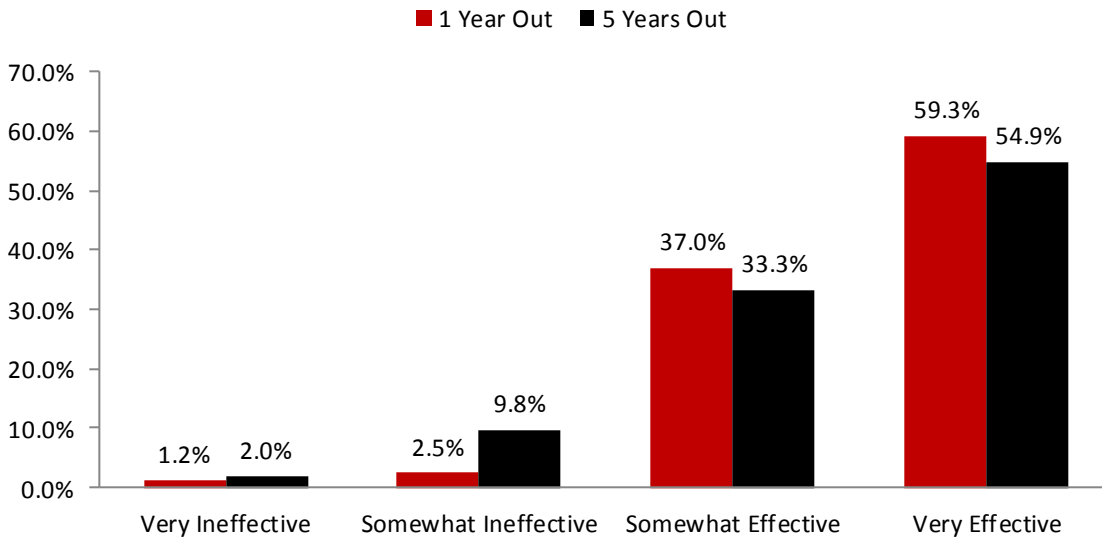
Level of Preparation upon Graduation (continued)

1 = Very Unprepared, 2 = Somewhat Unprepared, 3 = Somewhat Prepared, 4 = Very Prepared



Source: VSU SRA Analysis of Alumni Survey Data, 2012

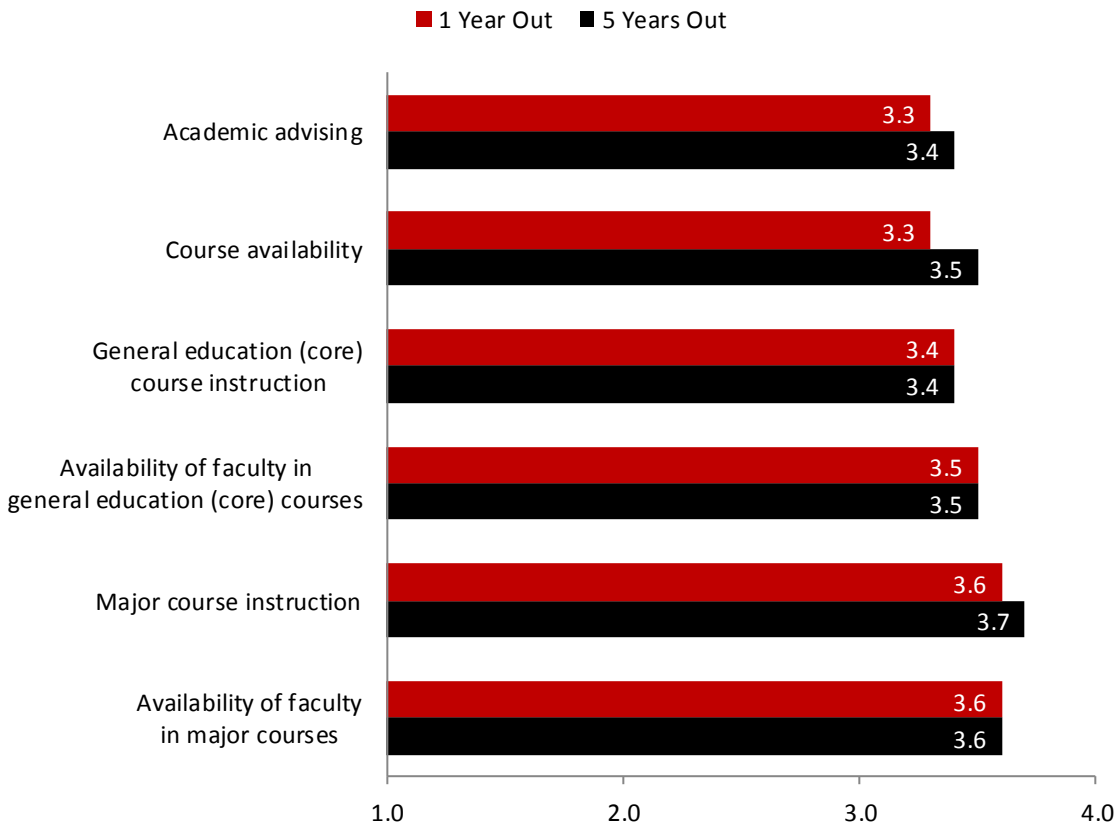
Question 2—How would you rate the overall effectiveness of your program/major?



Source: VSU SRA Analysis of Alumni Survey Data, 2012

Question 3—Rate your satisfaction with the following aspects of your education at VSU:

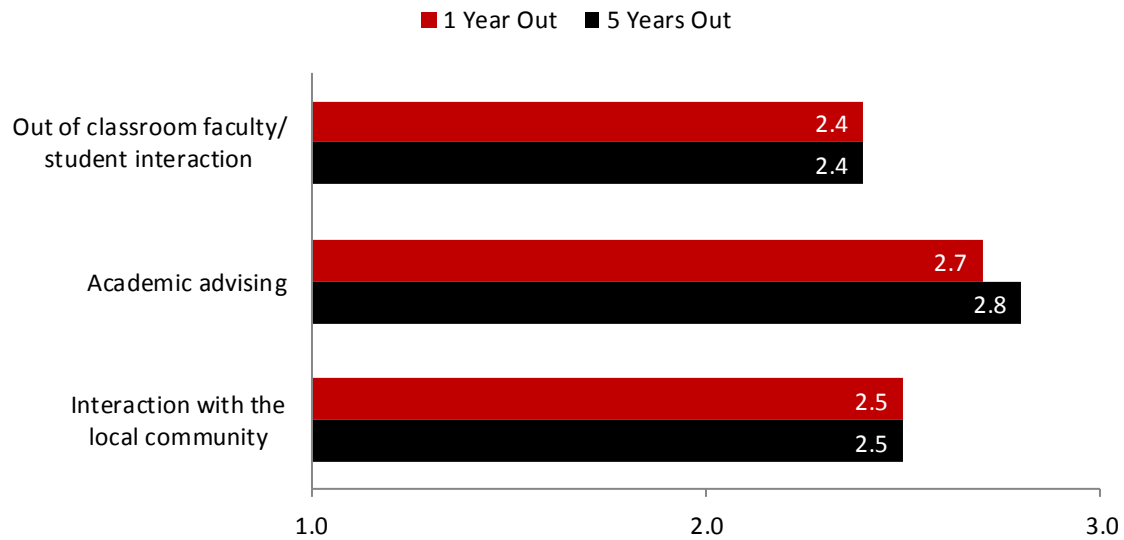
1 = Very Unsatisfied, 2 = Somewhat Unsatisfied, 3 = Somewhat Satisfied, 4 = Very Satisfied



Source: VSU SRA Analysis of Alumni Survey Data, 2012

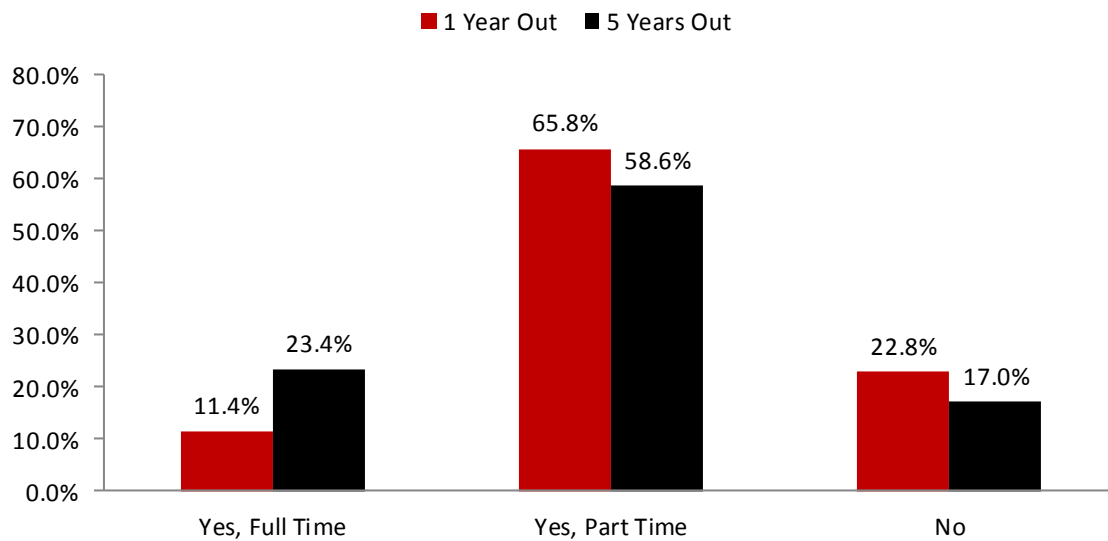
Question 4—How important is it to you for VSU to emphasize the following?

1 = Not Important, 2 = Somewhat Important, 3 = Very Important



Source: VSU SRA Analysis of Alumni Survey Data, 2012

Question 5—Did you work during college?



Source: VSU SRA Analysis of Alumni Survey Data, 2012

Graduate Study

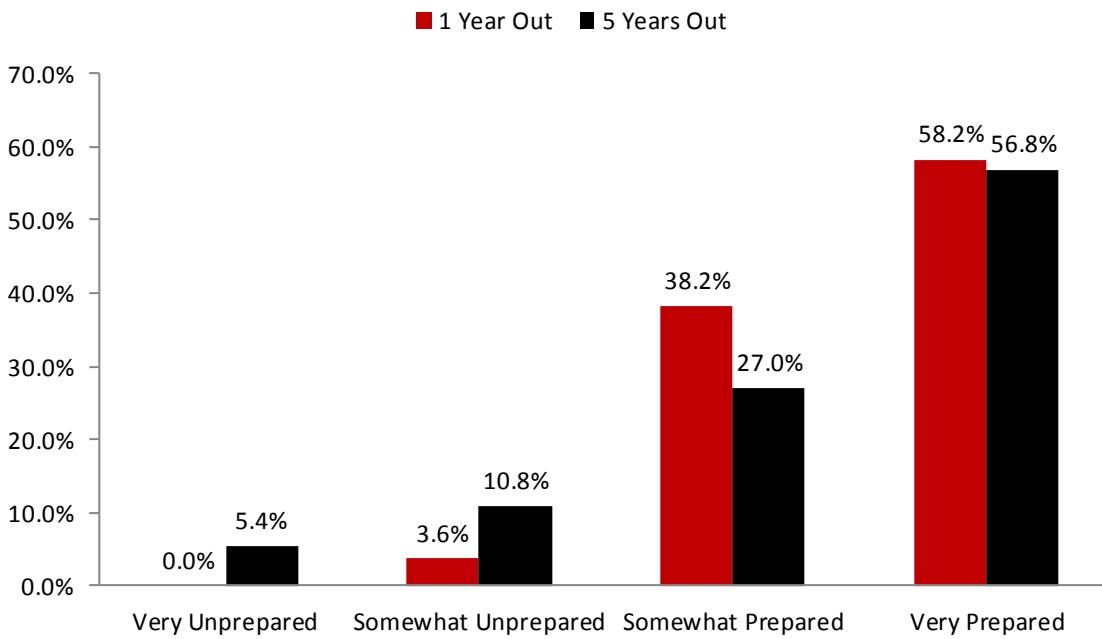
Respondents were asked whether or not they have pursued a graduate degree since graduation, as well as their level of preparation for the work in graduate or professional school.

Question 6—Have you enrolled in a degree program since graduating from VSU?

1 year out, only 21.2% of respondents have enrolled in a graduate or professional degree program

5 years out, 52.0% of respondents have enrolled in an advanced degree program

Question 7—How prepared were you for graduate or professional school?



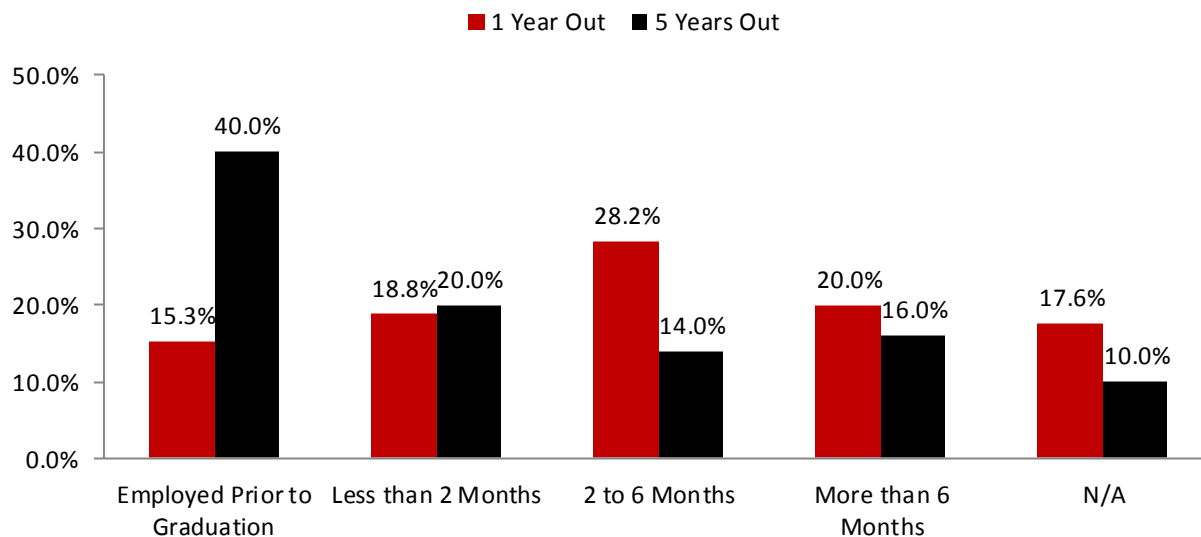
Source: VSU SRA Analysis of Alumni Survey Data, 2012



Employment

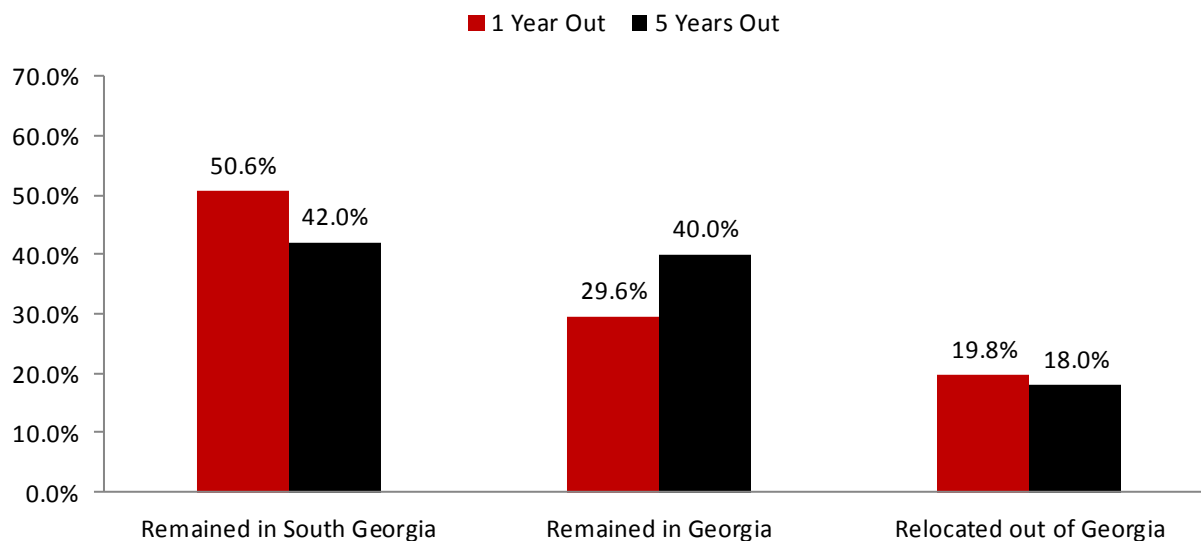
Respondents were asked several basic questions about their current employment situation, as well as questions about their level of preparation for professional practice.

Question 8—How long did it take to obtain your first full-time permanent job after graduation?



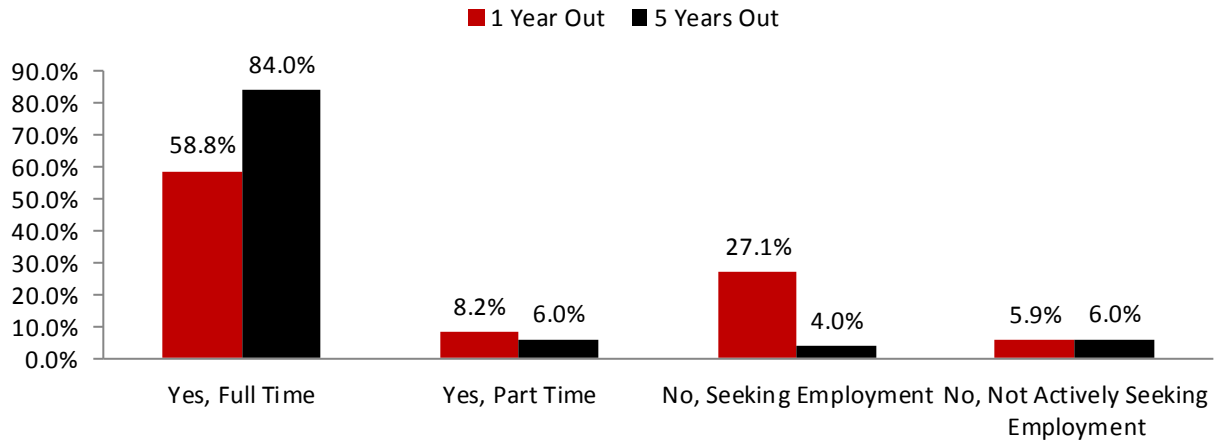
Source: VSU SRA Analysis of Alumni Survey Data, 2012

Question 9—Did you relocate for your first job after graduation?



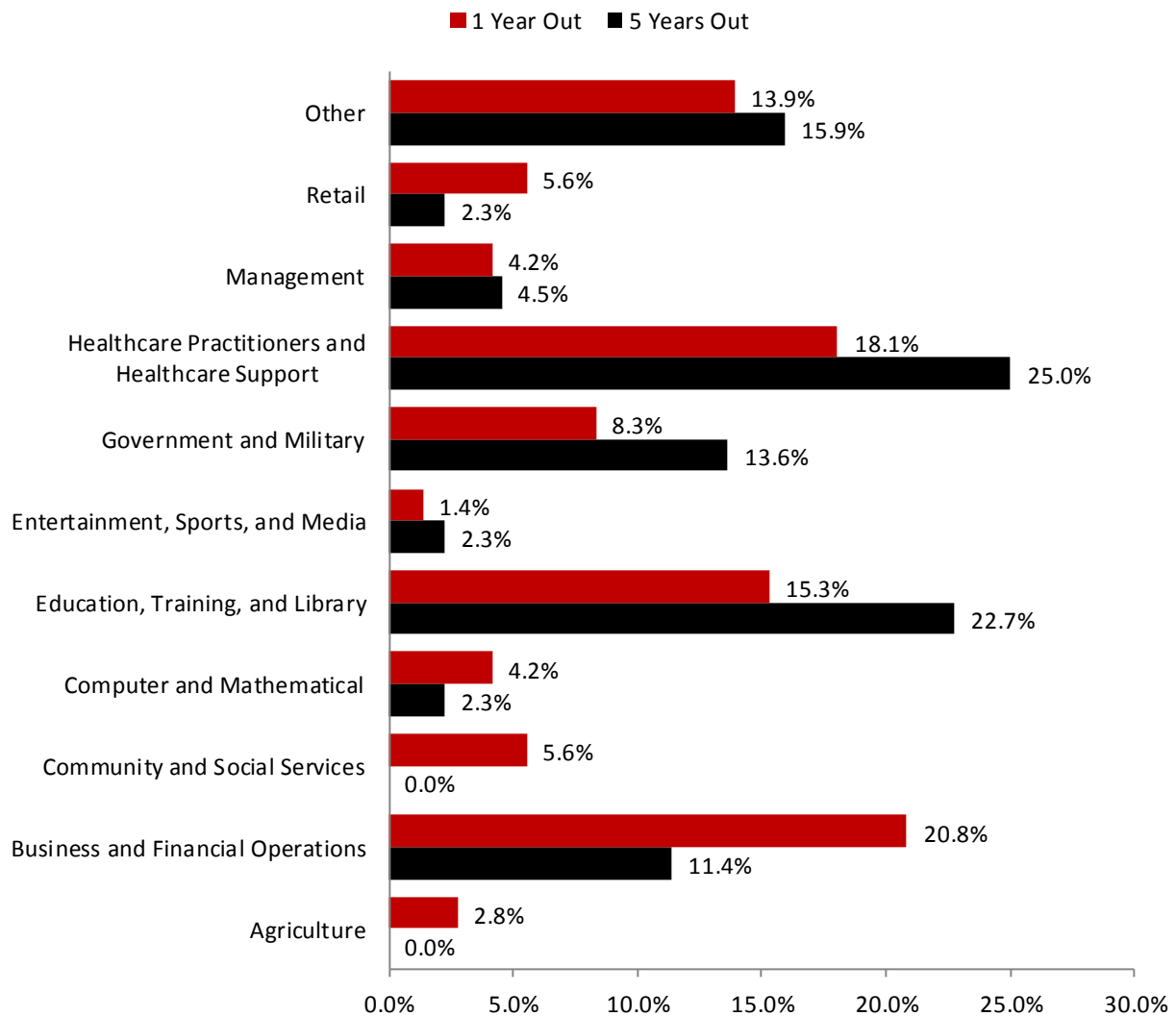
Source: VSU SRA Analysis of Alumni Survey Data, 2012

Question 10—Are you currently employed?



Source: VSU SRA Analysis of Alumni Survey Data, 2012

Question 11—What is your current field of employment?

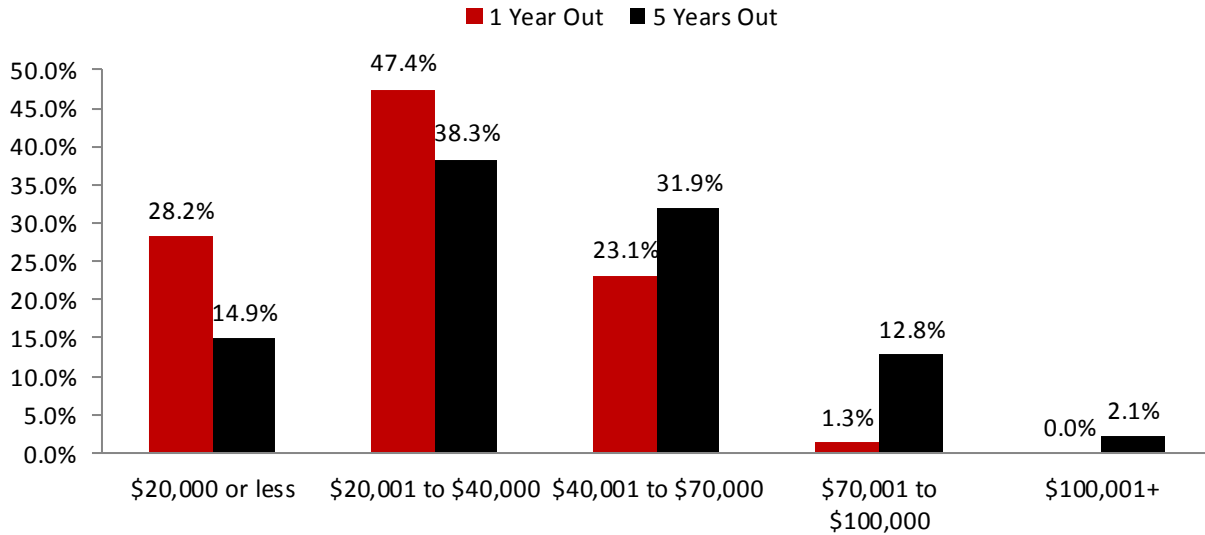


Source: VSU SRA Analysis of Alumni Survey Data, 2012

Question 12—Is your current employment directly related to your major?

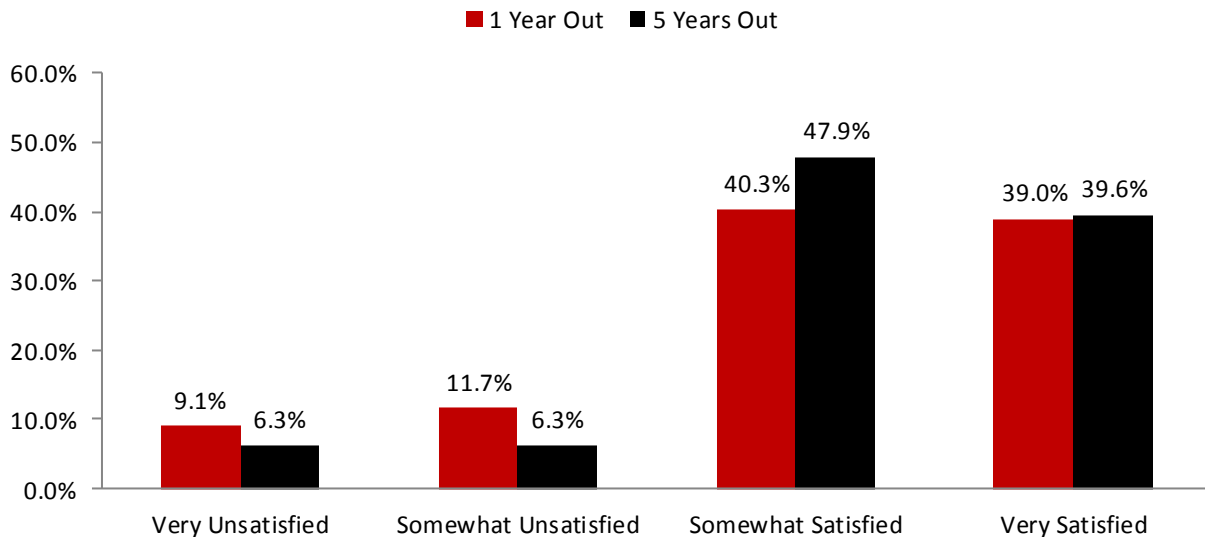
57.0% of respondents work in a field directly related to their major

Question 13—What is your annual full-time salary?



Source: VSU SRA Analysis of Alumni Survey Data, 2012

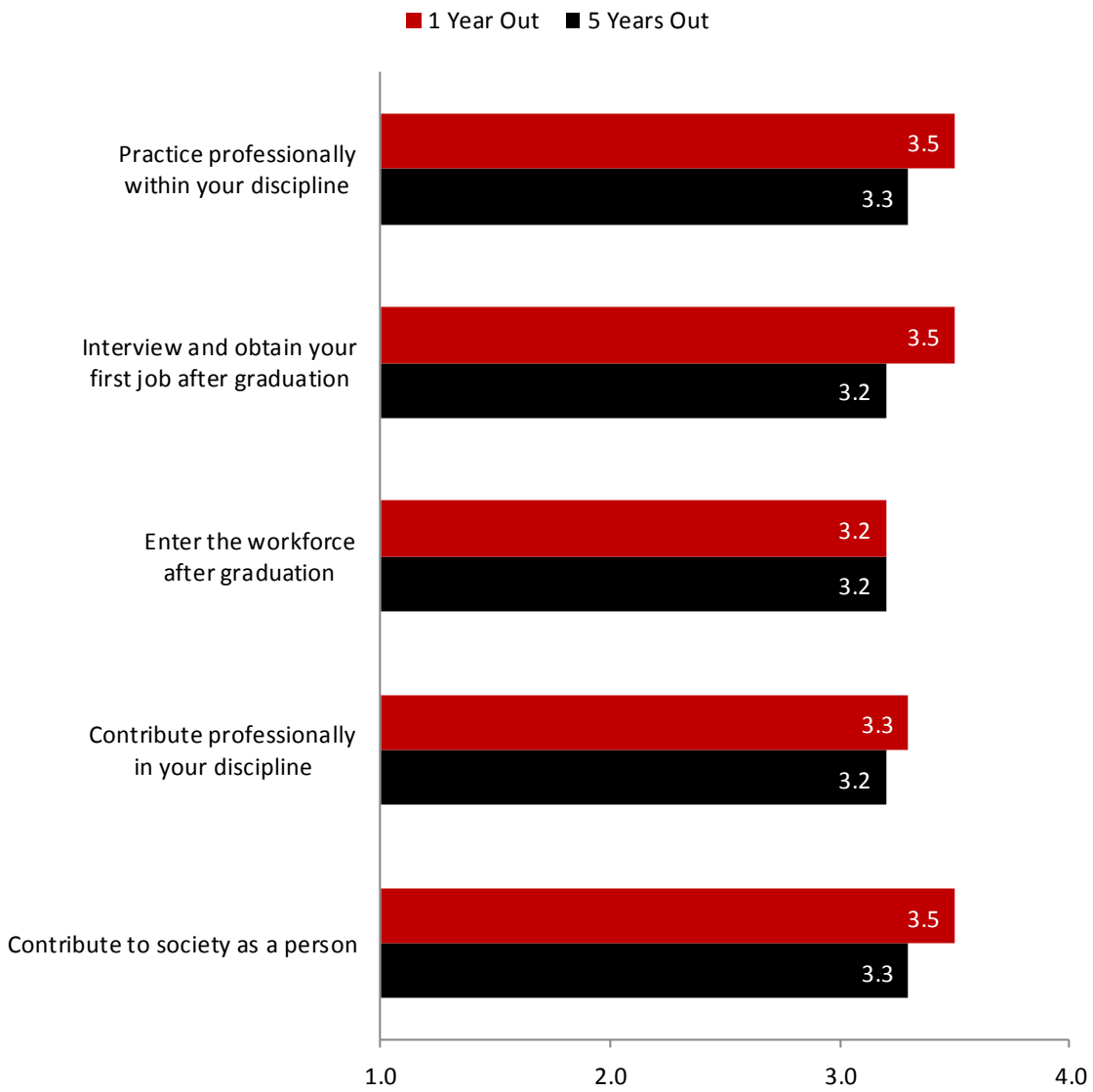
Question 14—How satisfied are you with your current job?



Source: VSU SRA Analysis of Alumni Survey Data, 2012

Question 15—Rate the extent that VSU prepared you professionally to:

1 = Very Unprepared, 2 = Somewhat Unprepared, 3 = Somewhat Prepared, 4 = Very Prepared

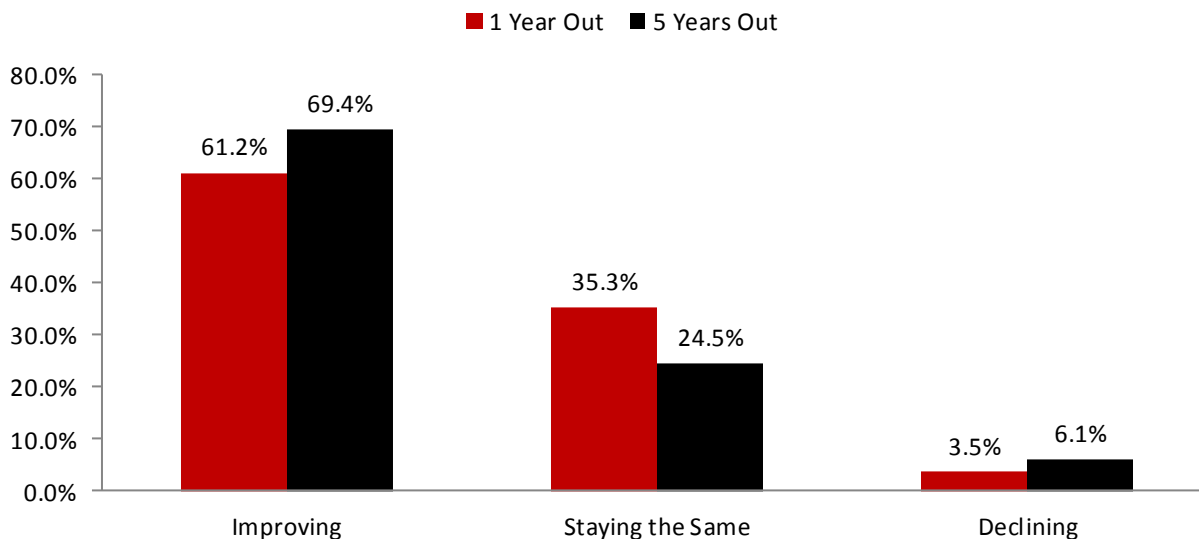


Source: VSU SRA Analysis of Alumni Survey Data, 2012

Overall Impression of VSU

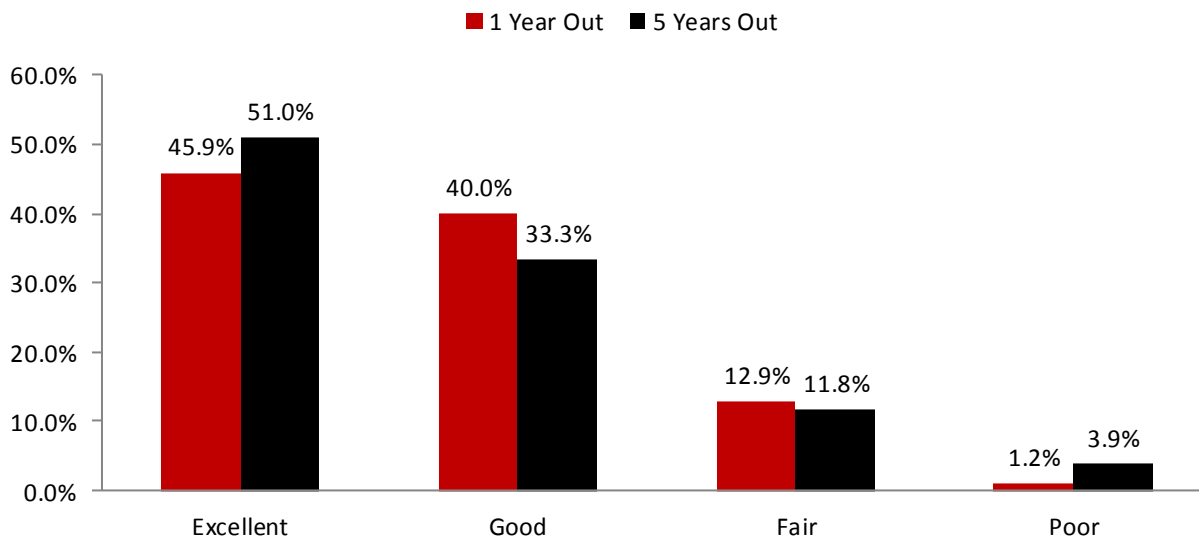
Respondents were invited to rate their level of connection to Valdosta State University, as well as their perception of the university’s reputation. Lastly, respondents were asked to share how willing or unwilling they are to contribute financially to the university.

Question 16—In your opinion, is VSU’s academic reputation:



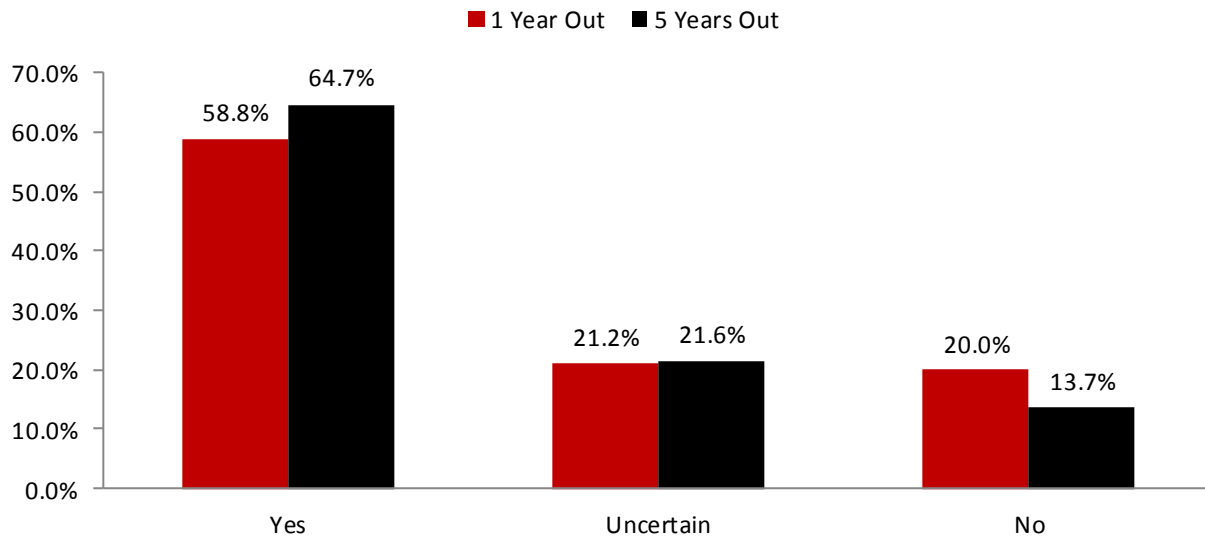
Source: VSU SRA Analysis of Alumni Survey Data, 2012

Question 17—Given your investment of time and effort, rate the value of your education.



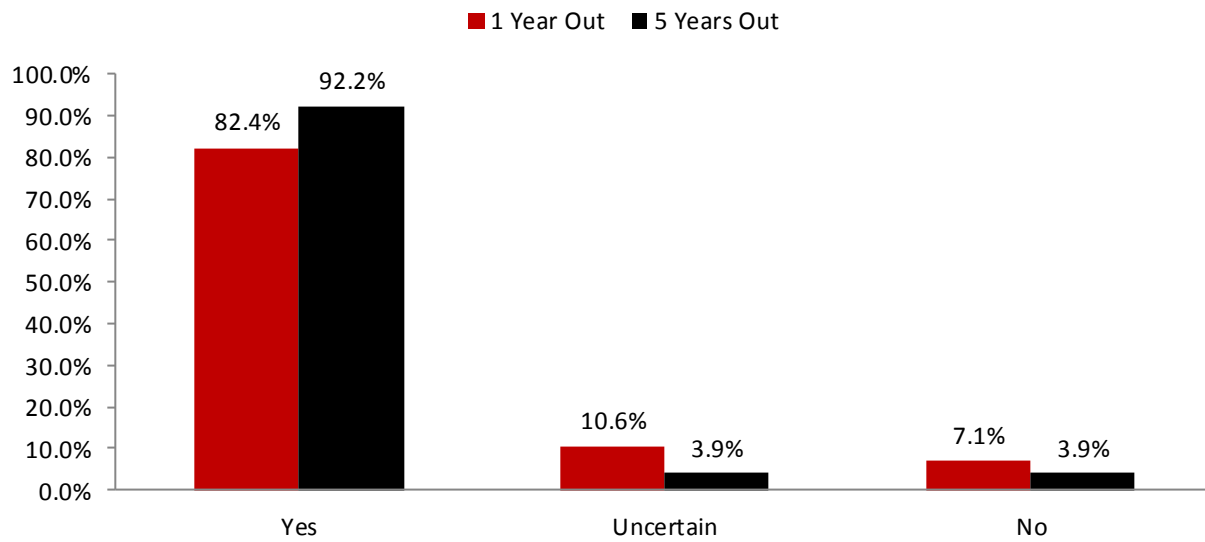
Source: VSU SRA Analysis of Alumni Survey Data, 2012

Question 18—If you started college again, would you choose to attend VSU?



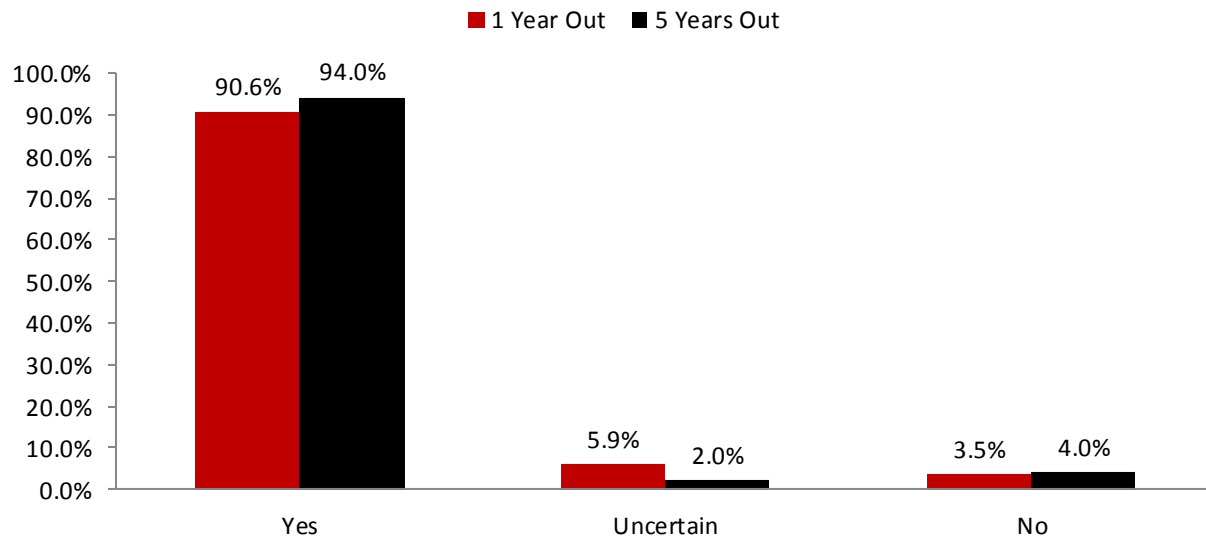
Source: VSU SRA Analysis of Alumni Survey Data, 2012

Question 19—Would you recommend VSU to others?



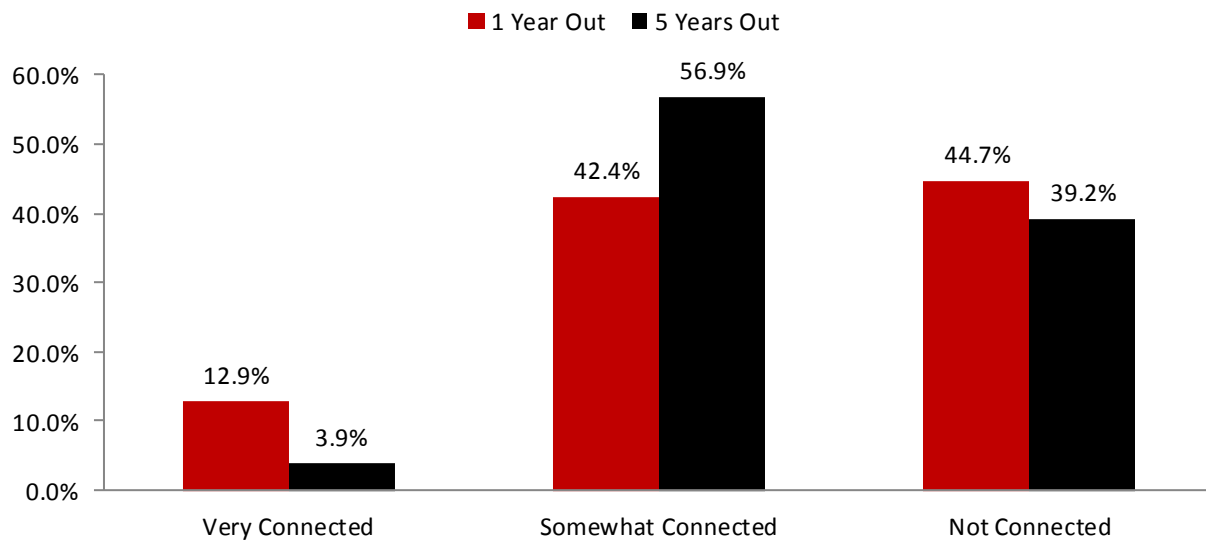
Source: VSU SRA Analysis of Alumni Survey Data, 2012

Question 20—Are you proud to be a VSU graduate?



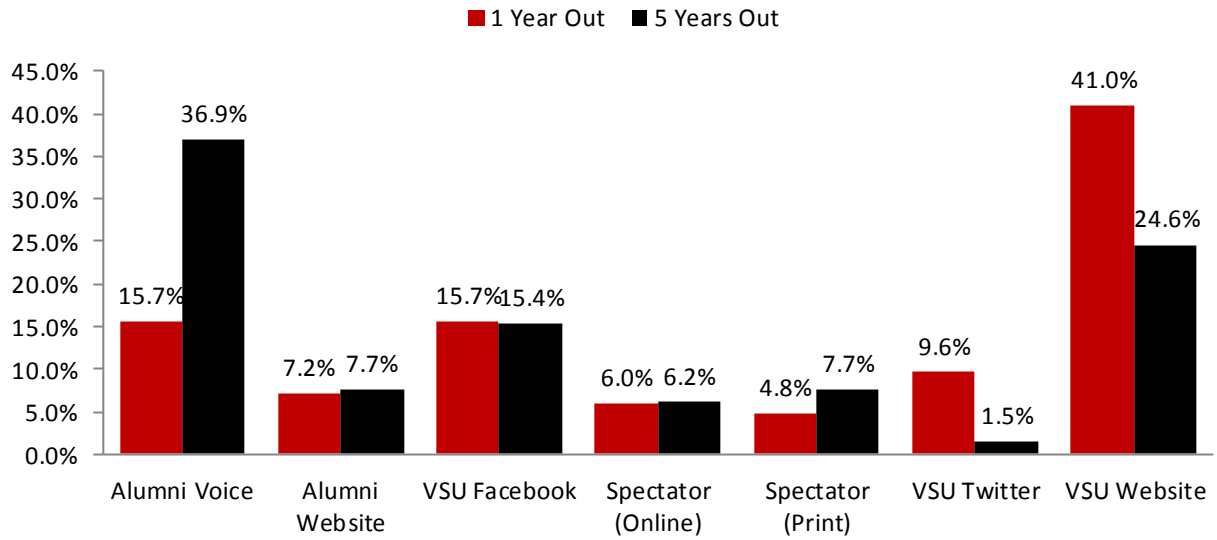
Source: VSU SRA Analysis of Alumni Survey Data, 2012

Question 21—How connected do you feel to VSU as an alumnus?



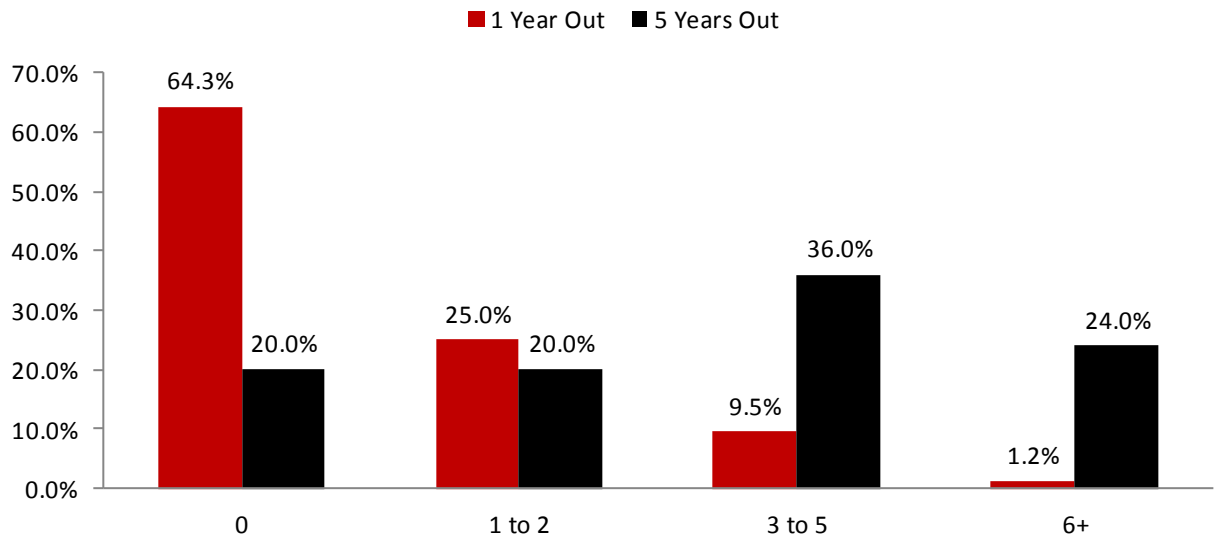
Source: VSU SRA Analysis of Alumni Survey Data, 2012

Question 22—Do you utilize the following sources of VSU news and events?



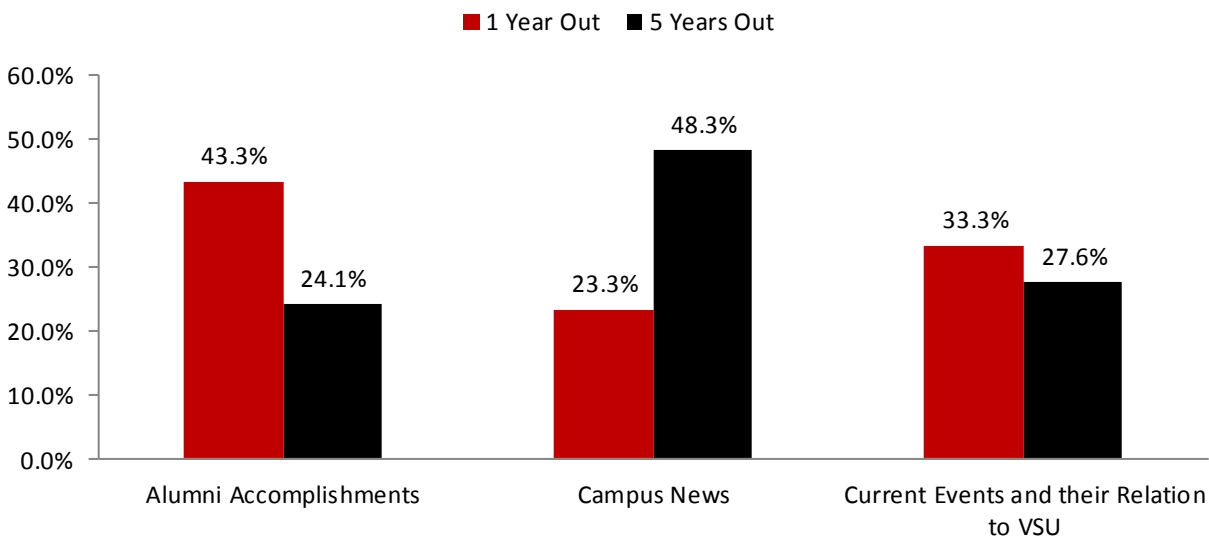
Source: VSU SRA Analysis of Alumni Survey Data, 2012

Question 23—How many issues of the VSU Alumni Voice have you read?



Source: VSU SRA Analysis of Alumni Survey Data, 2012

Question 24—If you read the VSU Alumni Voice, what type of articles do you most enjoy?

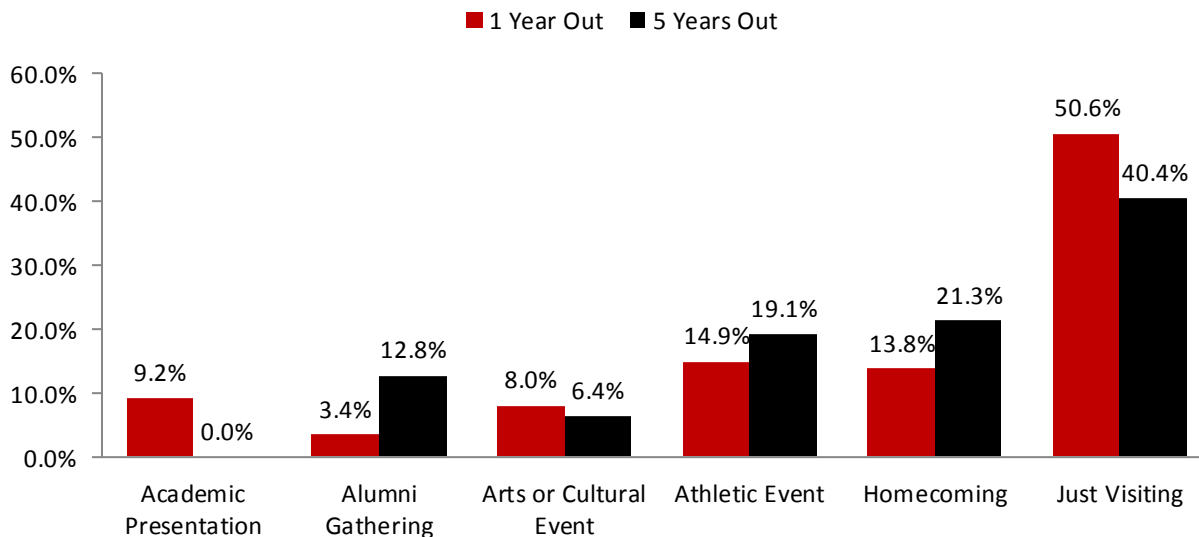


Source: VSU SRA Analysis of Alumni Survey Data, 2012

Question 25—Have you visited the VSU campus since you graduated?

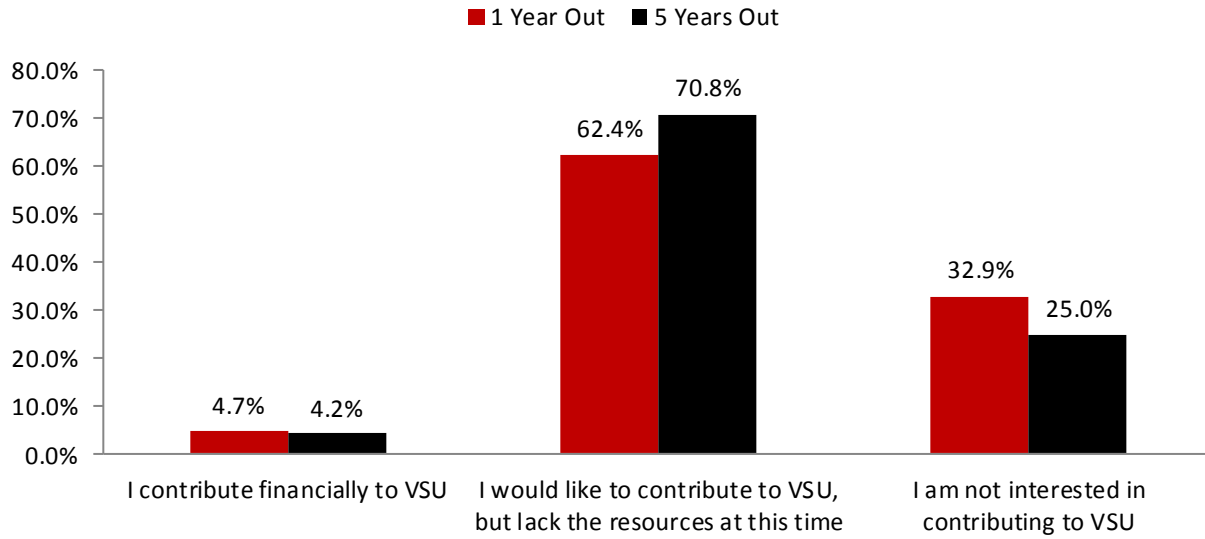
66.2% of respondents have visited the campus since graduation

Question 26—If you have visited VSU, what inspired your return to campus?



Source: VSU SRA Analysis of Alumni Survey Data, 2012

Question 27—What are your thoughts on financial donations to VSU?



Source: VSU SRA Analysis of Alumni Survey Data, 2012



Aggregated Responses for Questions Reported as Means - 1 Year Out from Graduation

	<i>n</i>	Very Unprepared	Somewhat Unprepared	Somewhat Prepared	Very Prepared	Percent Total
Appreciate and Understand Diversity and Other Cultures	85	0.0%	1.2%	32.9%	65.9%	100.0%
Appreciate history as it relates to current issues	84	1.2%	9.5%	38.1%	51.2%	100.0%
Appreciate social, economic, and political forces	84	0.0%	13.1%	33.3%	53.6%	100.0%
Appreciate the value of literature and the arts	83	0.0%	10.9%	34.9%	54.2%	100.0%
Appreciate the natural or physical sciences	83	0.0%	8.4%	41.0%	50.6%	100.0%
Collaborate in a team or group setting	85	0.0%	1.2%	23.5%	75.3%	100.0%
Critically analyze information	85	0.0%	3.5%	25.9%	70.6%	100.0%
Develop a global perspective	85	1.2%	11.8%	34.1%	52.9%	100.0%
Formulate and present ideas orally and in writing	84	0.0%	1.2%	25.0%	73.8%	100.0%
Listen effectively	85	0.0%	2.4%	18.8%	78.8%	100.0%
Maintain a sense of mental well-being	84	0.0%	2.4%	31.0%	66.6%	100.0%
Maintain a sense of physical well-being	85	1.2%	5.9%	25.9%	67.0%	100.0%
Provide effective leadership	85	0.0%	2.4%	32.9%	64.7%	100.0%
Solve problems creatively	85	0.0%	2.4%	27.1%	70.5%	100.0%
Use technology in your daily life	85	0.0%	2.4%	20.0%	77.6%	100.0%
Use computing technology in discipline-specific analysis and design	85	1.2%	5.9%	32.9%	60.0%	100.0%

Aggregated Responses for Questions Reported as Means - 1 Year Out from Graduation

	<i>n</i>	Very Unsatisfied	Somewhat Unsatisfied	Somewhat Satisfied	Very Satisfied	Percent Total
Academic advising	85	3.6%	14.1%	32.9%	49.4%	100.0%
Course availability	85	0.0%	10.6%	50.6%	38.8%	100.0%
Core course instruction	83	0.0%	6.0%	43.4%	50.6%	100.0%
Availability of faculty in core courses	82	0.0%	6.1%	41.5%	52.4%	100.0%
Major course instruction	85	2.4%	4.7%	21.2%	71.7%	100.0%
Availability of faculty in major courses	85	1.2%	2.4%	28.2%	68.2%	100.0%

	<i>n</i>	Not Important	Somewhat Important	Very Important	Percent Total
Out of classroom faculty/student interaction	85	14.1%	35.3%	50.6%	100.0%
Academic advising	85	4.8%	17.6%	77.6%	100.0%
Interaction with the local community	85	9.4%	31.8%	58.8%	100.0%

	<i>n</i>	Very Unprepared	Somewhat Unprepared	Somewhat Prepared	Very Prepared	Percent Total
Practice professionally within your discipline	79	2.5%	3.8%	36.7%	57.0%	100.0%
Interview and obtain your first job after graduation	79	2.5%	7.6%	30.4%	59.5%	100.0%
Enter the workforce after graduation	80	6.3%	12.5%	35.0%	46.2%	100.0%
Contribute professionally in your discipline	80	5.0%	8.8%	38.8%	47.4%	100.0%
Contribute to society as a person	80	0.0%	6.3%	41.3%	52.4%	100.0%

Aggregated Responses for Questions Reported as Means - 5 Years Out from Graduation

	<i>n</i>	Very Unprepared	Somewhat Unprepared	Somewhat Prepared	Very Prepared	Percent Total
Appreciate and Understand Diversity and Other Cultures	51	0.0%	5.9%	47.1%	47.0%	100.0%
Appreciate history as it relates to current issues	51	0.0%	9.8%	47.1%	43.1%	100.0%
Appreciate social, economic, and political forces	51	2.0%	5.9%	47.1%	45.0%	100.0%
Appreciate the value of literature and the arts	51	2.0%	5.9%	37.3%	54.8%	100.0%
Appreciate the natural or physical sciences	51	3.9%	9.8%	31.4%	54.9%	100.0%
Collaborate in a team or group setting	51	3.9%	2.0%	21.6%	72.5%	100.0%
Critically analyze information	51	2.0%	2.0%	25.5%	70.5%	100.0%
Develop a global perspective	51	2.0%	9.8%	45.1%	43.1%	100.0%
Formulate and present ideas orally and in writing	51	0.0%	2.0%	29.4%	68.6%	100.0%
Listen effectively	51	0.0%	5.9%	21.6%	72.5%	100.0%
Maintain a sense of mental well-being	50	2.0%	8.0%	22.0%	68.0%	100.0%
Maintain a sense of physical well-being	51	0.0%	7.8%	21.6%	70.6%	100.0%
Provide effective leadership	51	0.0%	5.9%	29.4%	64.7%	100.0%
Solve problems creatively	51	2.0%	3.9%	27.5%	66.6%	100.0%
Use technology in your daily life	51	2.0%	2.0%	7.8%	88.2%	100.0%
Use computing technology in discipline-specific analysis and design	51	3.9%	3.9%	25.5%	66.7%	100.0%

Aggregated Responses for Questions Reported as Means - 5 Years Out from Graduation

	<i>n</i>	Very Unsatisfied	Somewhat Unsatisfied	Somewhat Satisfied	Very Satisfied	Percent Total
Academic advising	51	2.0%	9.8%	35.3%	52.9%	100.0%
Course availability	51	0.0%	7.9%	39.2%	52.9%	100.0%
Core course instruction	50	0.0%	4.0%	48.0%	48.0%	100.0%
Availability of faculty in core courses	51	0.0%	3.9%	47.1%	49.0%	100.0%
Major course instruction	51	0.0%	2.0%	29.4%	68.6%	100.0%
Availability of faculty in major courses	51	0.0%	3.9%	29.4%	66.7%	100.0%

	<i>n</i>	Not Important	Somewhat Important	Very Important	Percent Total
Out of classroom faculty/student interaction	50	12.0%	40.0%	48.0%	100.0%
Academic Advising	51	5.9%	5.9%	88.2%	100.0%
Interaction with the local community	51	2.0%	41.2%	56.8%	100.0%

	<i>n</i>	Very Unprepared	Somewhat Unprepared	Somewhat Prepared	Very Prepared	Percent Total
Practice professionally within your discipline	49	8.2%	10.2%	26.5%	55.1%	100.0%
Interview and obtain your first job after graduation	49	8.2%	12.2%	28.6%	51.0%	100.0%
Enter the workforce after graduation	49	6.1%	16.3%	32.7%	44.9%	100.0%
Contribute professionally in your discipline	49	8.2%	8.2%	34.7%	48.9%	100.0%
Contribute to society as a person	49	6.2%	10.2%	26.5%	57.1%	100.0%



**VALDOSTA
STATE
UNIVERSITY**

Undergraduate Alumni Survey

Valdosta State University is committed to improving our services to our students. Please tell us about your undergraduate experiences at VSU to help us continue to improve experiences for future students. This survey contains 33 questions and takes approximately 15-20 minutes to complete. All responses will be confidential. Aggregate results will be reported.

Return the completed survey in the enclosed pre-paid envelope to Strategic Research & Analysis no later than October 15, 2012.

YOUR UNDERGRADUATE EXPERIENCE AT VSU

Rate your level of preparation upon graduation:	Very Prepared	Somewhat Prepared	Somewhat Unprepared	Very Unprepared
Appreciate and understand diversity and other cultures	<input type="checkbox"/>	<input type="checkbox"/>	<input type="checkbox"/>	<input type="checkbox"/>
Appreciate history as it relates to current issues	<input type="checkbox"/>	<input type="checkbox"/>	<input type="checkbox"/>	<input type="checkbox"/>
Appreciate social, economic, and political forces	<input type="checkbox"/>	<input type="checkbox"/>	<input type="checkbox"/>	<input type="checkbox"/>
Appreciate the value of literature and the arts	<input type="checkbox"/>	<input type="checkbox"/>	<input type="checkbox"/>	<input type="checkbox"/>
Appreciate the natural or physical sciences	<input type="checkbox"/>	<input type="checkbox"/>	<input type="checkbox"/>	<input type="checkbox"/>
Collaborate in a team or group setting	<input type="checkbox"/>	<input type="checkbox"/>	<input type="checkbox"/>	<input type="checkbox"/>
Critically analyze information	<input type="checkbox"/>	<input type="checkbox"/>	<input type="checkbox"/>	<input type="checkbox"/>
Develop a global perspective	<input type="checkbox"/>	<input type="checkbox"/>	<input type="checkbox"/>	<input type="checkbox"/>
Formulate and present ideas orally and in writing	<input type="checkbox"/>	<input type="checkbox"/>	<input type="checkbox"/>	<input type="checkbox"/>
Listen effectively	<input type="checkbox"/>	<input type="checkbox"/>	<input type="checkbox"/>	<input type="checkbox"/>
Maintain a sense of mental well-being	<input type="checkbox"/>	<input type="checkbox"/>	<input type="checkbox"/>	<input type="checkbox"/>
Maintain a sense of physical well-being	<input type="checkbox"/>	<input type="checkbox"/>	<input type="checkbox"/>	<input type="checkbox"/>
Provide effective leadership	<input type="checkbox"/>	<input type="checkbox"/>	<input type="checkbox"/>	<input type="checkbox"/>
Solve problems creatively	<input type="checkbox"/>	<input type="checkbox"/>	<input type="checkbox"/>	<input type="checkbox"/>
Use technology in your daily life	<input type="checkbox"/>	<input type="checkbox"/>	<input type="checkbox"/>	<input type="checkbox"/>
Use computing technology in discipline-specific analysis and design	<input type="checkbox"/>	<input type="checkbox"/>	<input type="checkbox"/>	<input type="checkbox"/>

How would you rate the overall effectiveness of your program/major?

- Very effective
 Somewhat effective
 Somewhat ineffective
 Very ineffective

Rate your satisfaction with the following aspects of your education at VSU:

	Very Satisfied	Somewhat Satisfied	Somewhat Unsatisfied	Very Unsatisfied
Academic advising	<input type="checkbox"/>	<input type="checkbox"/>	<input type="checkbox"/>	<input type="checkbox"/>
Course availability	<input type="checkbox"/>	<input type="checkbox"/>	<input type="checkbox"/>	<input type="checkbox"/>
General education (core) course instruction	<input type="checkbox"/>	<input type="checkbox"/>	<input type="checkbox"/>	<input type="checkbox"/>
Availability of faculty in general education (core) courses	<input type="checkbox"/>	<input type="checkbox"/>	<input type="checkbox"/>	<input type="checkbox"/>
Major course instruction	<input type="checkbox"/>	<input type="checkbox"/>	<input type="checkbox"/>	<input type="checkbox"/>
Availability of faculty in major courses	<input type="checkbox"/>	<input type="checkbox"/>	<input type="checkbox"/>	<input type="checkbox"/>

How important is it to you for VSU to emphasize the following:

	Very Important	Somewhat Important	Not Important
Out of classroom faculty/student interaction	<input type="checkbox"/>	<input type="checkbox"/>	<input type="checkbox"/>
Academic advising	<input type="checkbox"/>	<input type="checkbox"/>	<input type="checkbox"/>
Interaction with the local community	<input type="checkbox"/>	<input type="checkbox"/>	<input type="checkbox"/>

Did you work during college?
 Yes, full-time (40+ hrs)
 Yes, part-time
 No

GRADUATE STUDY

Have you enrolled in a degree program since graduating from VSU? Yes No

If yes, what is/was your graduate field of study? _____

Based on your undergraduate experience at VSU, how prepared were you for graduate or professional school?

- Very Prepared Somewhat Prepared Somewhat Unprepared Very Unprepared

EMPLOYMENT

How long did it take you to obtain your first full-time permanent job after completing your bachelor's degree?

- Employed prior to graduation Less than 2 months 2 to 6 months More than 6 months N/A

Did you relocate for your first job after graduation?

- Remained in South Georgia Remained in Georgia Relocated out of Georgia

Are you currently employed?

- Yes, full-time Yes, part-time No, seeking employment No, not actively seeking employment

If not currently employed, proceed to next section.

What is your current field of employment?

- | | | |
|--|---|--|
| <input type="checkbox"/> Agricultural | <input type="checkbox"/> Construction and Extraction | <input type="checkbox"/> Management |
| <input type="checkbox"/> Architecture and Engineering | <input type="checkbox"/> Education, Training and Library | <input type="checkbox"/> Manufacturing |
| <input type="checkbox"/> Arts and Design | <input type="checkbox"/> Entertainment, Sports and Media | <input type="checkbox"/> Retail |
| <input type="checkbox"/> Business and Financial Operations | <input type="checkbox"/> Government and Military | <input type="checkbox"/> Other |
| <input type="checkbox"/> Community and Social Services | <input type="checkbox"/> Healthcare Practitioners and
Healthcare Support | |
| <input type="checkbox"/> Computer and Mathematical | | |

Is your current employment directly related to your major? Yes No

What is your annual full-time salary?

- \$20,000 or less \$40,001 to \$70,000 \$70,001 to \$100,000 100,001+
- \$20,001 to \$40,000

How satisfied are you with your current job?

- Very Satisfied Somewhat satisfied Somewhat unsatisfied Very unsatisfied

Rate the extent that VSU prepared you professionally to:

	Very Prepared	Somewhat Prepared	Somewhat Unprepared	Very Unprepared
Practice professionally within your discipline	<input type="checkbox"/>	<input type="checkbox"/>	<input type="checkbox"/>	<input type="checkbox"/>
Interview and obtain your first job after graduation	<input type="checkbox"/>	<input type="checkbox"/>	<input type="checkbox"/>	<input type="checkbox"/>
Enter the workforce after graduation	<input type="checkbox"/>	<input type="checkbox"/>	<input type="checkbox"/>	<input type="checkbox"/>
Contribute professionally in your discipline	<input type="checkbox"/>	<input type="checkbox"/>	<input type="checkbox"/>	<input type="checkbox"/>
Contribute to society as a person	<input type="checkbox"/>	<input type="checkbox"/>	<input type="checkbox"/>	<input type="checkbox"/>

OVERALL IMPRESSION OF VSU

In your opinion, is VSU's academic reputation?

- Improving Staying the same Declining

Given the cost of education and your investment of time and effort, rate the value of your education:

- Excellent Good Fair Poor

If you started college again, would you choose to attend VSU?

- Yes Uncertain No

Would you recommend VSU to others?

- Yes Uncertain No

Are you proud to be a VSU graduate?

- Yes Uncertain No

How connected do you feel to VSU as an alumnus?

- Very connected Somewhat connected Not connected

Do you utilize the following sources of VSU news and events? (mark all that apply.)

- VSU Alumni Voice VSU Facebook Web Page Spectator (print edition) VSU Website
 VSU Alumni Website Spectator (online edition) VSU Twitter

The VSU Alumni Voice magazine is the only publication VSU distributes to all alumni and supporters. How many issues of the VSU Alumni Voice have you read?

- 0 1 to 2 3 to 5 6+

If you read the VSU Alumni Voice, what type of articles do you most enjoy?

- Alumni accomplishments Campus news Current events and their relation to VSU

Have you visited the VSU campus since you graduated?

- Yes No

If you have visited VSU, what inspired your return to campus? (mark all that apply)

- Academic presentation Arts or cultural event Homecoming
 Alumni gathering Athletic event Just visiting

Which one of the following statements best reflects your thoughts on financial donations to VSU?

- I contribute financially to VSU.
 I would like to contribute to VSU, but I do not have the financial resources at this time.
 I am not interested in contributing to VSU.

DEMOGRAPHIC INFORMATION

Gender Male Female

Do you consider yourself to be of Hispanic/Latino ethnicity? Yes No

Race (select one or more):

- American Indian or Alaska Native Asian Native Hawaiian or Other Pacific Islander White
- Black or African American

Year of undergraduate graduation from VSU: _____

Major upon graduation: _____

Please write any additional comments in the space below.

Thank you for your feedback!