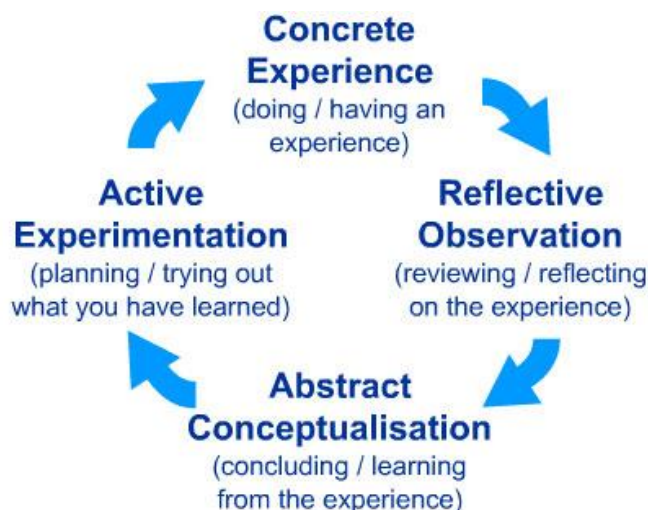
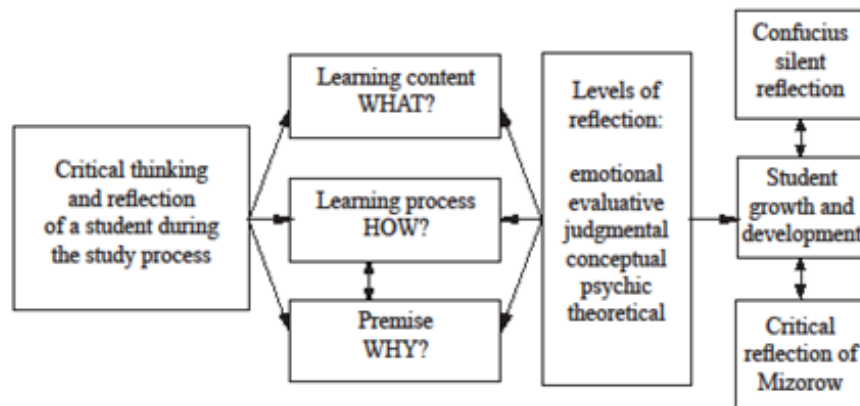


Honors Portfolio Requirement

A portfolio serves as a reference for **WHAT** you have learned, **HOW** you learned, **WHY** you learned, and the **VALUE** of your learning and growth. Reflection of your activities serves to enhance meaning and engage you in a cycle of iteration (the repetition of a process).

In understanding the learning process and the value of a portfolio, it is important to know something about learning theories such as: (Mezirow) **TRANSFORMATIVE LEARNING**, (Kolb) **EXPERIENTIAL LEARNING CYCLE**, and **BLOOM'S TAXONOMY**. While this is not a complete list of learning theories, it provides a framework for understanding the learning process and the importance of reflection in building understanding through experience.

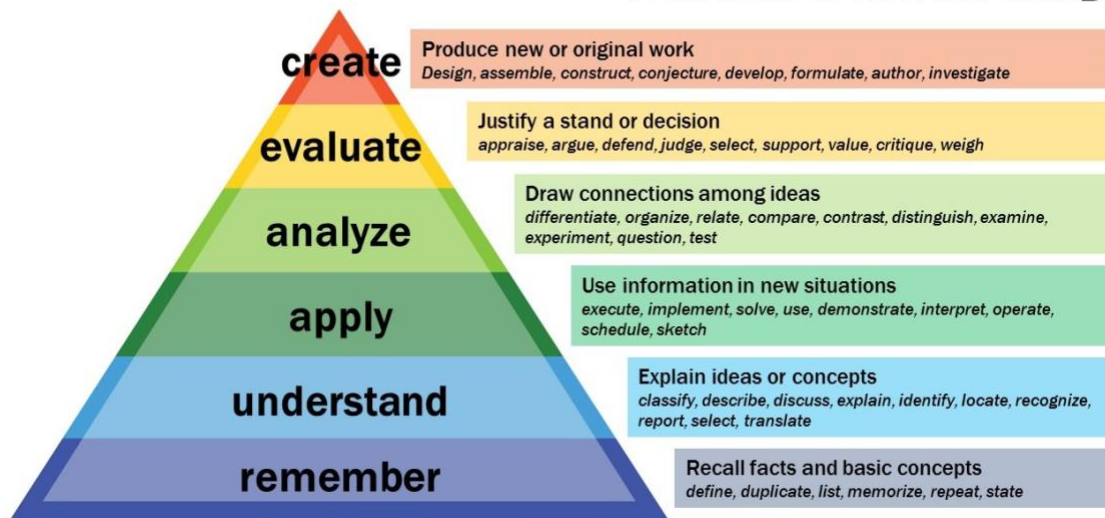
TRANSFORMATIVE LEARNING states that the process of perspective transformation has three dimensions: psychological (changes in understanding of the self), convictional (revision of belief systems), and behavioral (changes in lifestyle).



Kolb's **EXPERIENTIAL LEARNING CYCLE** provides a representation of how knowledge is created through transformational experiences (Kolb).

BLOOMS TAXONOMY is a reference for educational objectives categorized in a continuum of simple to complex concepts. The categories guide learning in objectives (learning goals) that are important to providing higher level understanding.

Bloom's Taxonomy



The following questions provide information to assist in writing a thorough reflective essay and constructing the e-portfolio:

1. What have I learned from my class and outside of class experiences?
2. How have I learned most effectively?
3. Why did I learn effectively? Was it related to mode of delivery?
4. How have my classes and experiences connected to make my understanding most effective?
5. How has Honors contributed or not contributed to my learning experiences?
6. Are there any practical skills that I learned in class or through my experiences?
7. Did you enjoy the learning you experienced in classes or outside activities? How do I define enjoyment?
8. What would I do differently to make your learning a better experience?
9. What are my core values and skills?

It is not essential to answer all of these questions as the purpose is to engage you in reflection. The reflective paper and e-portfolio help you connect and identify classroom learning and accomplishments, core skills and values within you. We rely on these skills and values not only to find success in occupations/careers, but also to find personal satisfaction in our competence. It may seem a cliché, but we perform better when we are happy doing something. Finding your inner competencies and core values will facilitate life-long learning and development. These are qualities of successful and content individuals.

THE REFLECTIVE PAPER (required in HONS 4990)

The reflective paper is a 3 to 5 page (double-spaced) summative essay of your Honors experiences. You should reference materials from your Honors and personal experiences. In particular, focus attention on re-evaluation of your accomplishments and your future goals. Also reference the questions and materials on learning theories to provide academic

Honors Portfolio Requirement

justification and credibility. There are [many example](#) and templates on the internet. Additionally, there are several articles to reference on the reflective process and documenting learning in Honors on the D2L site for HONS 4990.

THE E-PORTFOLIO

Portfolium.com

We are using Portfolium as our current platform for the electronic portfolio. Select the link below to create your own site. If there are any questions or problems, please see me for assistance.

<https://portfolium.com/>

You are welcome to customize your site as you see fit. Please be mindful that this is a professional and, soon to be, public document that represents your accomplishments. Refrain from any content that is not suitable for a professional audience including any profane or obscene language and/or images.

You can create additional sections/pages by linking them to the left menu. It is recommended that you create a separate page for each class that you have taken in Honors. I would expect to see menu items for HONS 1990, HONS 3990/9, Honors core sections, and Honors Option Contract courses.

In each course section, the page should begin with a course description, course objectives, and finally artifacts that reference how you met the course objectives. These artifacts include papers, presentations, and videos. It is also advisable to include evaluated (graded) work and revisions.

I also highly recommend rich media artifacts such as Prezzi, PowerPoint, and videos. The rich media components lend themselves to an electronic platform and also clearly represent you. Consider the competitive environments that we are in and think about how this sets you apart.

Honors Program Objectives

Below are the program objectives for the Honors College. It is recommended that these objectives connect to the materials in the portfolio. Similar to an annotated bibliography, the Honors program objectives should inform the reader of the relevance and quality of the artifact.

Students in the Honors College should demonstrate competency in the following objectives by the time they finish the Honors College:

Honors Portfolio Requirement

- 1 Students will learn the arts of inquiry and conversation, culminating in structured academic research/creative endeavors, academic writing, oral presentation and creative production;
- 2 Students will practice the organizational skills of collaboration, planning and assessment, and the personal skills of self-discipline and task management culminating in the capacity to guide or direct group-based work;
- 3 Students will understand the importance of civic involvement and giving back to the larger community, culminating in occasions of service that draw upon scholarship, creativity, and leadership capacities;
- 4 Students will incorporate an understanding of diverse global and cultural perspectives in their scholarly/creative inquiry, culminating in an international exchange of ideas and activities.
- 5 Students will incorporate an understanding of diverse disciplinary perspectives in their scholarly/creative inquiry, culminating in a collaborative, interdisciplinary project.

Honors Foundational Values



The HONORS COLLEGE infographic is a visual representation of the foundations of the Honors experience. As with the Honors program objectives, students must connect their materials/artifacts to these core values.

Honors is more than just about the academic experience; it entails all of your learning experiences. Fundamentally, the academic experience is an important part of the Honors program and students are expected to be academically distinct in their programs of study. But in addition to exceptional academic achievement, the values represent other experiences that prepare students for the complex realities of life outside of the academic environment.

Honors Classes, Activities, and Experiences

Honors Portfolio Requirement

Once students have created their Honors portfolio from the template, students should initially create a list on paper of:

- Honors courses taken, including Honors options and experiential activities;
- Honors course descriptions or activity descriptions;
- Honors course objectives or activity objectives;
- Artifacts such as papers, projects, and activities that represent your proficiency and success in the Honors. Provide an annotation of Honors program objectives and Honors foundational values.

Artifacts

An electronic portfolio is well-suited for rich media artifacts such as video presentations and pictures. Consider using these appropriately throughout your portfolio. In particular, global experience projects should include these materials. Again, use discretion in what you select.

Organization

As noted, you should have a plan before you attempt to build your site. It is recommended that you begin with listing your accomplishments and activities in resume form. Consider reverse chronological order and dates. Also note the possibilities for rich media artifacts. This may take additional work to create a video or video presentation for your site. The more preparation you do at the beginning, the easier it will be to create the site.

As you move to the next phase and begin building your website, consider how you want to express your creativity and personality. But, do not lose sight of the fact that this is a professional platform that represents your experiences and learning accomplishments. I also recommend searching the Internet for topics on web design elements and design layout. Lastly, do not use copyrighted material. Only use your own work!

One last note, as with your Honors certificate, you have a credential that must be supported by your abilities. An electronic portfolio has the potential to present you in a way much more effectively than a static, flat, paper document. If you do not take advantage of the potential of the platform, it speaks to your approach to your Honors experience. In the best portfolios, design will reflect and enact content.