

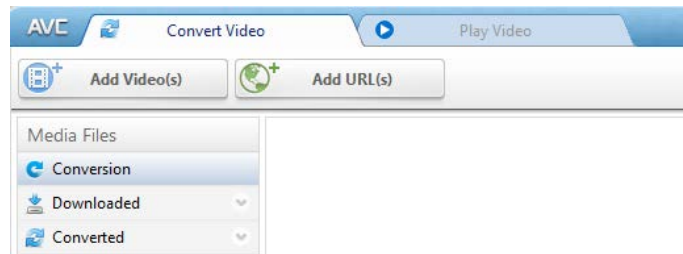
Any Video Converter (AVC)

Any Video Converter Free (AVC Free) is an application that users can download free from the internet. It enables users to upload videos into LiveText from either a mobile device or from the desktop.

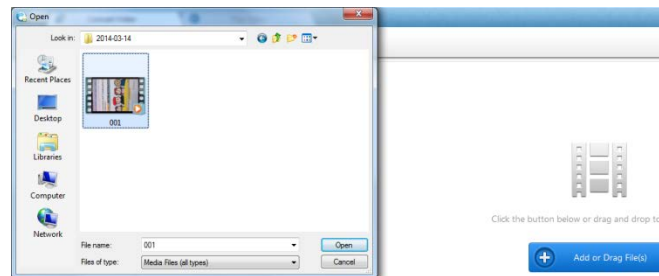
LiveText recommends AVC because it is free and easy to use.

Using “Any Video Converter” to Compress Videos

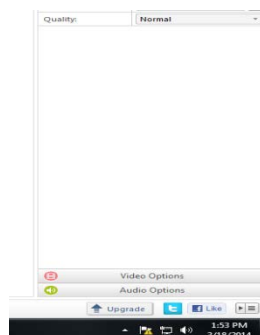
- Download “Any Video Converter”
- Save/Run the application on your desktop
- Click Add Video(s) – upload your video into AVC from your desktop, Jump drive, iPhone etc.



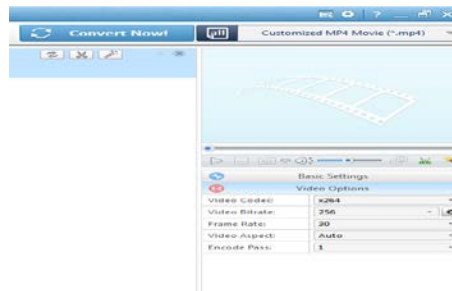
- Select Video to add



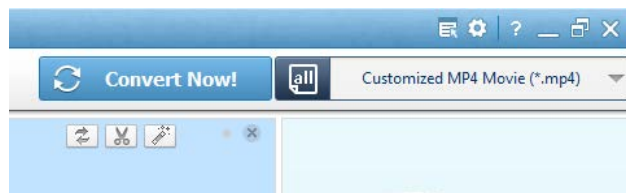
- Click Video Options



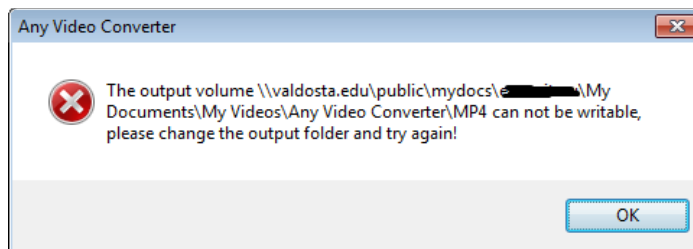
- Change Video Bitrate: **256**
- Change Frame rate: **30**



- Click Convert now

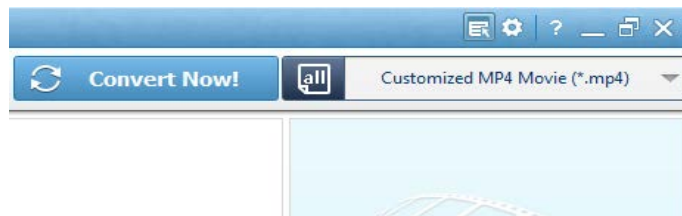


If you receive the error message below

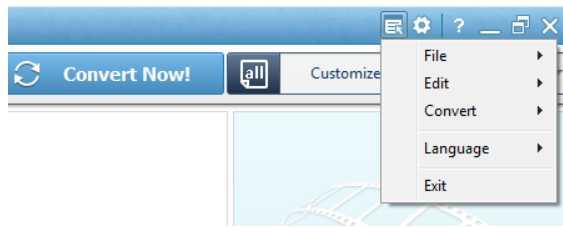


Set the output volume on the application as follows:

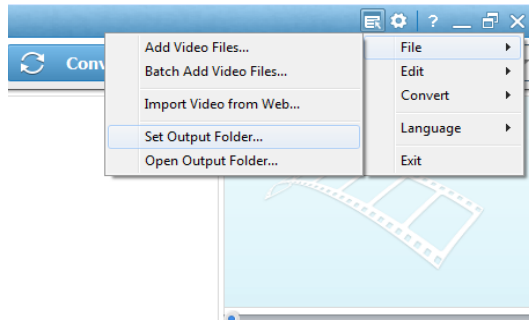
Click main menu icon



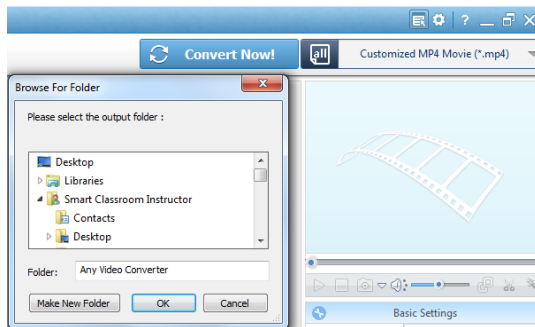
Click main menu icon



Click File



Click “Set Output Folder”



Save to Desktop

Upload video into LiveText

NOTES

iPhones

Live Text will only allow you to attach a file up to 1 GB in size. If your video is more than 1 GB, please split the video into sections.

A 3 minute video compressed on AVC typically uploads to Live Text in under a minute (Without compression, the same video can take over 8 minutes to upload into LiveText).

A 26 minute video file can be compressed with Any Video Converter in 10 minutes, and uploaded into Live Text in less than 2 minutes.

Flip Cams

Videos may be directly uploaded from a Flip Cam to Live Text. A 25 minute video uploaded directly to Live Text from a Flip Cam can take over 17 minutes to upload. The same video can be compressed in Any Video Converter in 5 minutes and uploaded into Live Text in less than 3 minutes.