



ENROLLMENT NEWSLETTER FOR SUMMER 2023

VALDOSTA STATE UNIVERSITY | OFFICE OF STRATEGIC RESEARCH & ANALYSIS

1500 N. Patterson St. Valdosta, GA 31698 | Phone (229) 333-7831

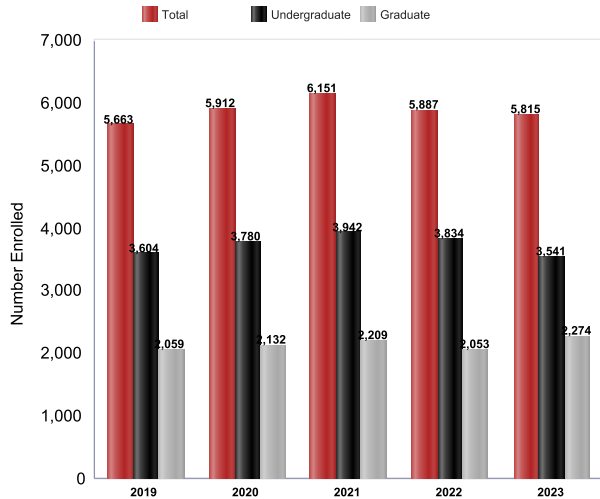
<https://www.valdosta.edu/administration/institutional-research/>



This information has been compiled by the Office of Strategic Research & Analysis (SRA) in an effort to provide useful and timely information to the Valdosta State University community. This information will be updated each semester, upon the availability of official data. Please contact the SRA with any questions regarding this publication.

SUMMER 2023 ENROLLMENT

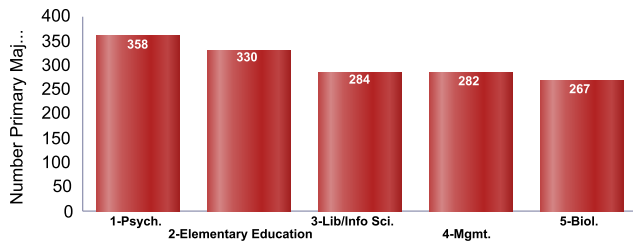
Total Enrollment, Summer 2019-2023



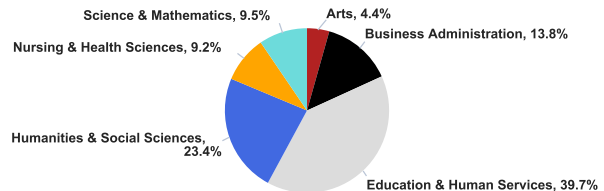
Total Enrollment by Gender and Ethnicity, Summer 2023

Ethnicity	Female	Female %	Male	Male %	Total	Total %
American Indian or Alaska Native	4	0.1%	3	0.2%	7	0.1%
Asian	71	1.7%	36	2.1%	107	1.8%
Black or African American	1,369	33.4%	573	33.4%	1,942	33.4%
Hawaiian/Pacific Islander	2	0.0%	1	0.1%	3	0.1%
Hispanic	354	8.6%	140	8.2%	494	8.5%
Multiracial	137	3.3%	51	3.0%	188	3.2%
Unknown	29	0.7%	16	0.9%	45	0.8%
White	2,134	52.0%	895	52.2%	3,029	52.1%
Total	4,100	100.0%	1,715	100.0%	5,815	100.0%

Total Enrollment by 5 Largest Declared Majors, Summer 2023



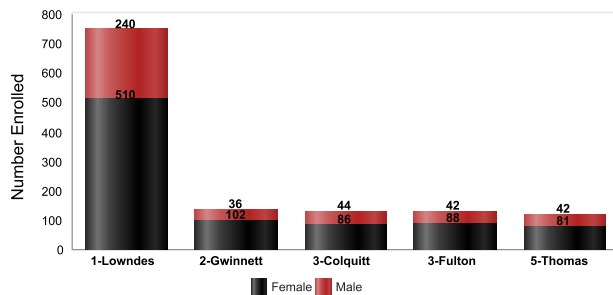
Total Enrollment by College, Summer 2023



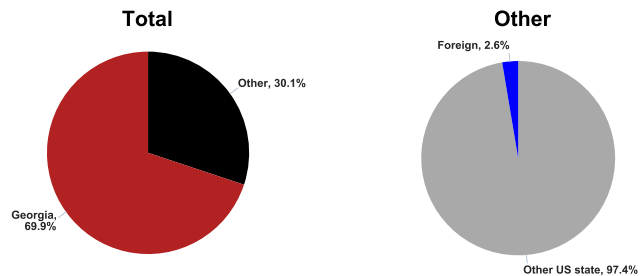
Note: The College of Humanities & Social Sciences includes undecided majors. Pre-business students are included in Business Administration. Pre-nursing students are included in Nursing.

Note: Abbreviations used for space saving.

Total Enrollment by Georgia Counties with Highest Enrollment and Gender, Summer 2023

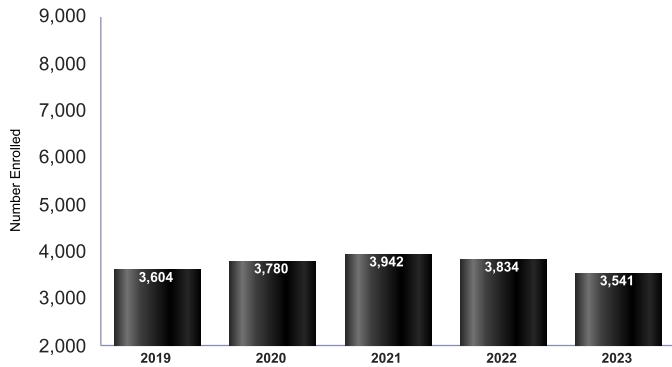


Total Enrollment by Residency, Summer 2023

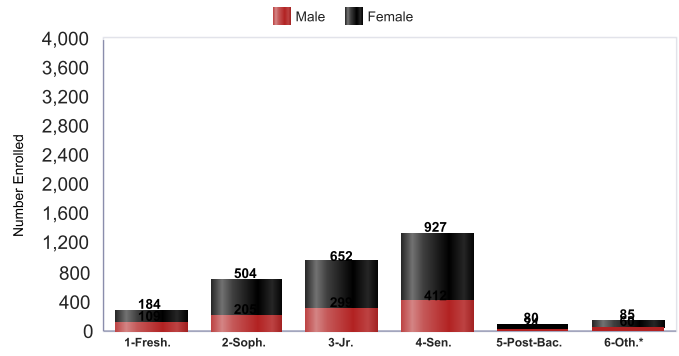


Note: Other includes Other U.S. State and Foreign students.

Undergraduate Enrollment, Summer 2019-2023

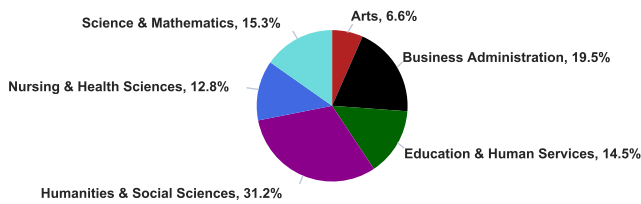


Undergraduate Enrollment by Classification and Gender, Summer 2023



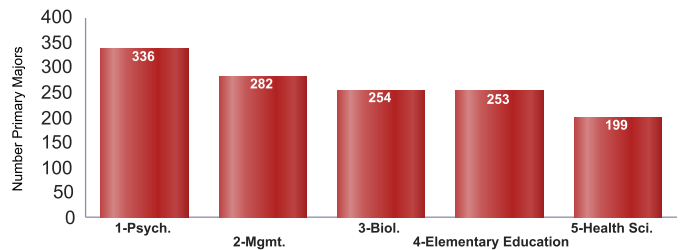
*Includes Joint Enrolled, Transient and Other. Abbreviations used for space saving.

Undergraduate Enrollment by College, Summer 2023



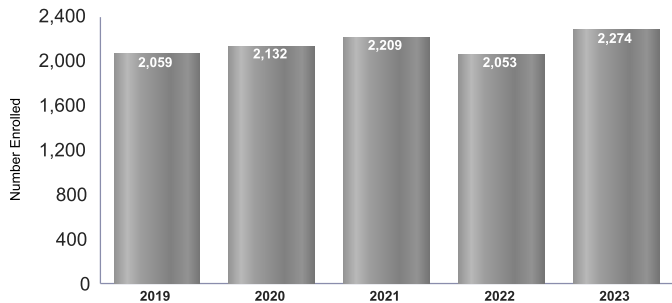
Note: The College of Humanities and Social Sciences includes undecided majors. Pre-business students are included in Business Administration. Pre-nursing students are included in Nursing.

Undergraduate Enrollment by 5 Largest Declared Majors, Summer 2023

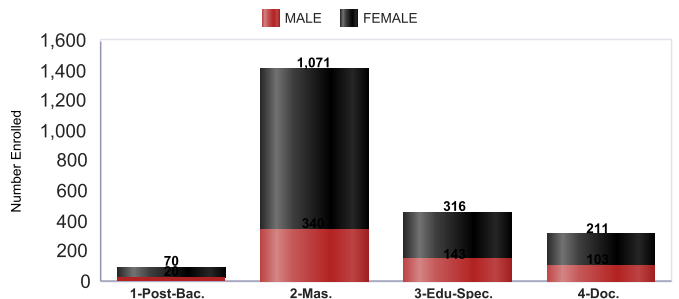


Note: Abbreviations used for space saving.

Graduate Enrollment, Summer 2019-2023

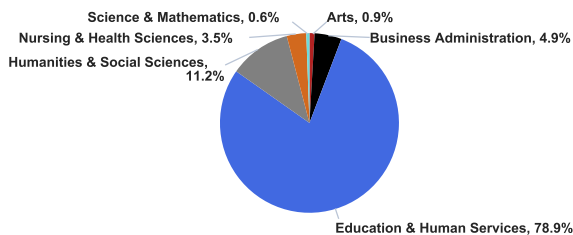


Graduate Enrollment by Classification and Gender, Summer 2023

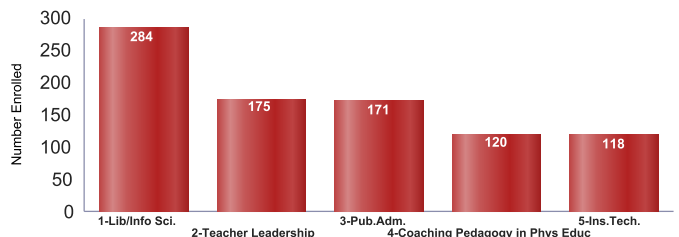


Note: Abbreviations used for space saving.

Graduate Enrollment by College, Summer 2023

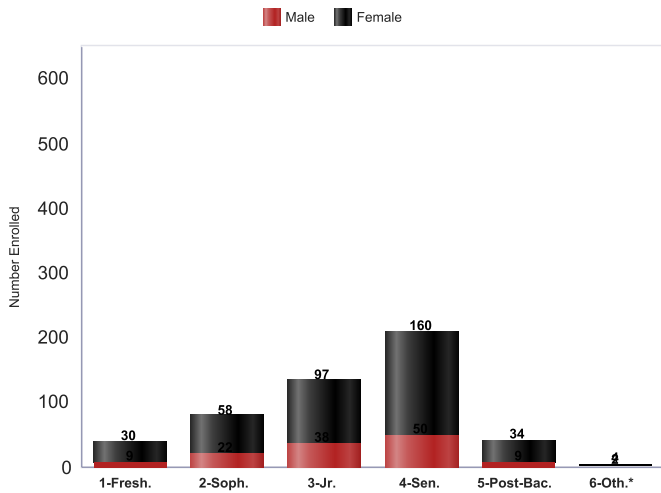


Graduate Enrollment by 5 Largest Declared Majors, Summer 2023

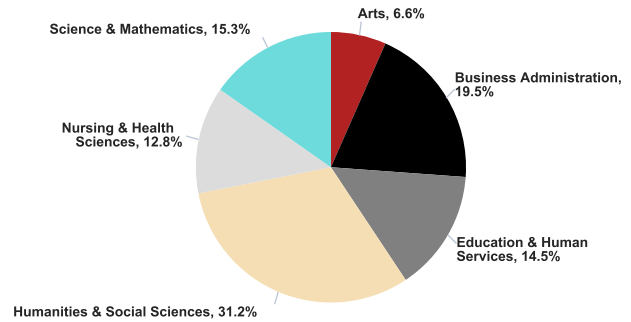


Note: Abbreviations used for space saving.

Undergraduate Adult Learners by Classification and Gender, Summer 2023

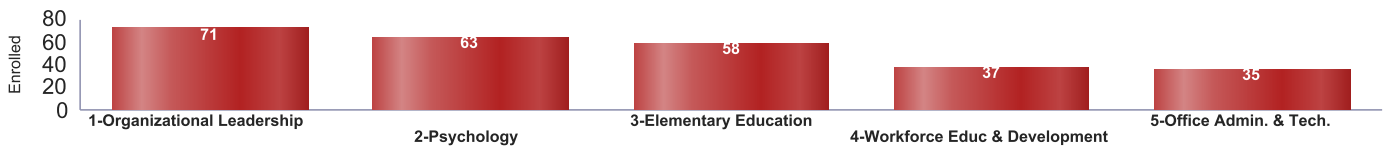


Undergraduate Adult Learners by College, Summer 2023

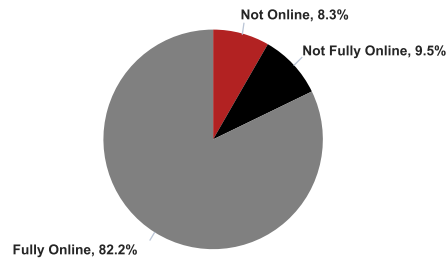


*Includes Joint Enrolled and Transient

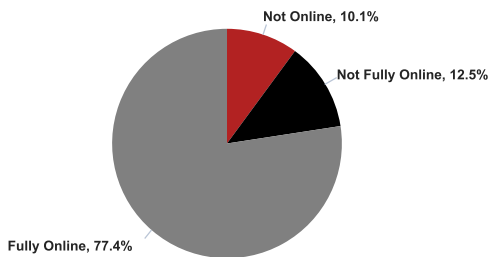
Undergraduate Adult Learners by 5 Largest Declared Majors, Summer 2023



Total Enrollment for Distance Learning, Summer 2023



Undergraduate Enrollment for Distance Learning, Summer 2023



Graduate Enrollment for Distance Learning, Summer 2023

