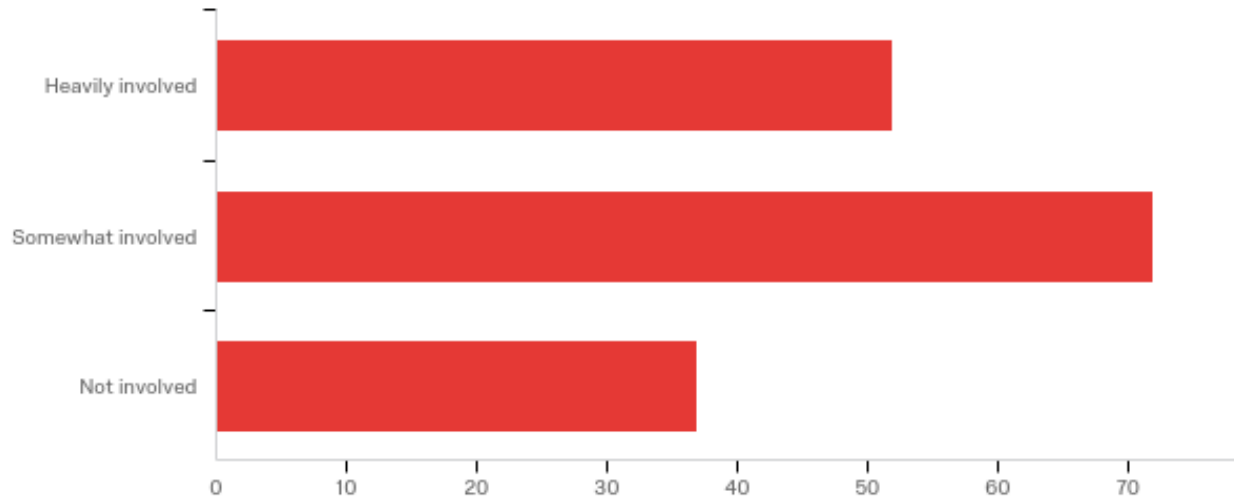


Initial Report

VSU Assessment Culture

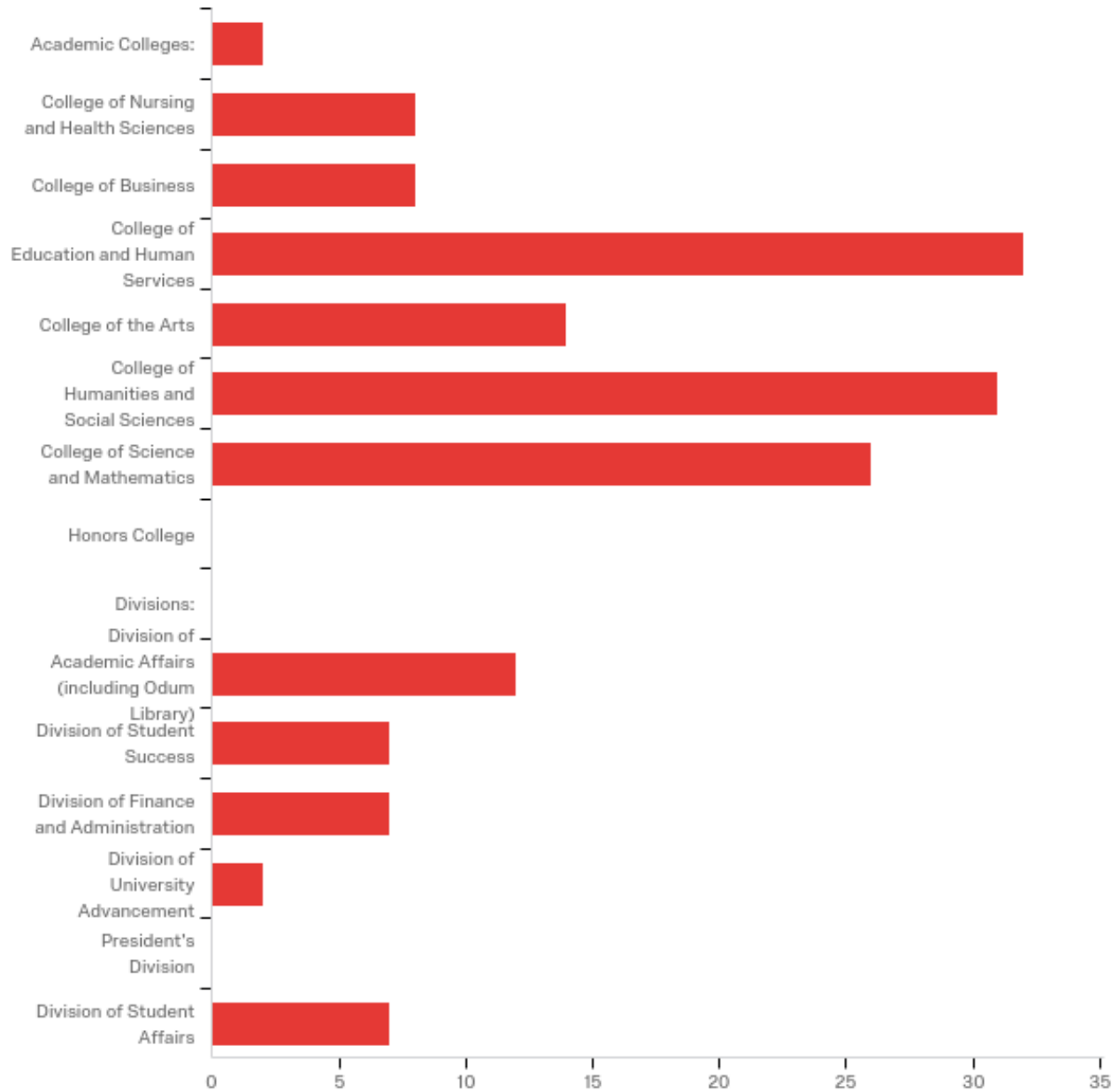
January 4th 2019, 9:17 am EST

Indicate your professional involvement with assessment.



#	Answer	%	Count
5	Heavily involved	32.30%	52
6	Somewhat involved	44.72%	72
7	Not involved	22.98%	37
	Total	100%	161

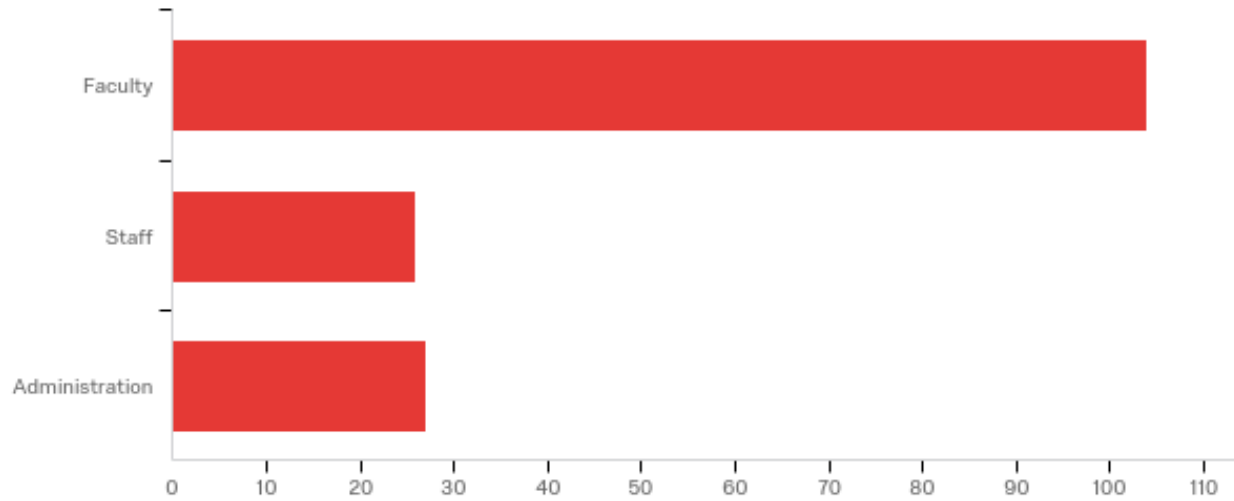
What is your college or division?



#	Field	Minimum	Maximum	Mean	Std Deviation	Variance	Count
1	What is your college or division?	4.00	25.00	9.31	3.16	9.96	156

#	Answer	%	Count
25	Academic Colleges:	1.28%	2
4	College of Nursing and Health Sciences	5.13%	8
6	College of Business	5.13%	8
7	College of Education and Human Services	20.51%	32
8	College of the Arts	8.97%	14
9	College of Humanities and Social Sciences	19.87%	31
10	College of Science and Mathematics	16.67%	26
5	Honors College	0.00%	0
17	Divisions:	0.00%	0
11	Division of Academic Affairs (including Odum Library)	7.69%	12
12	Division of Student Success	4.49%	7
13	Division of Finance and Administration	4.49%	7
14	Division of University Advancement	1.28%	2
15	President's Division	0.00%	0
16	Division of Student Affairs	4.49%	7
	Total	100%	156

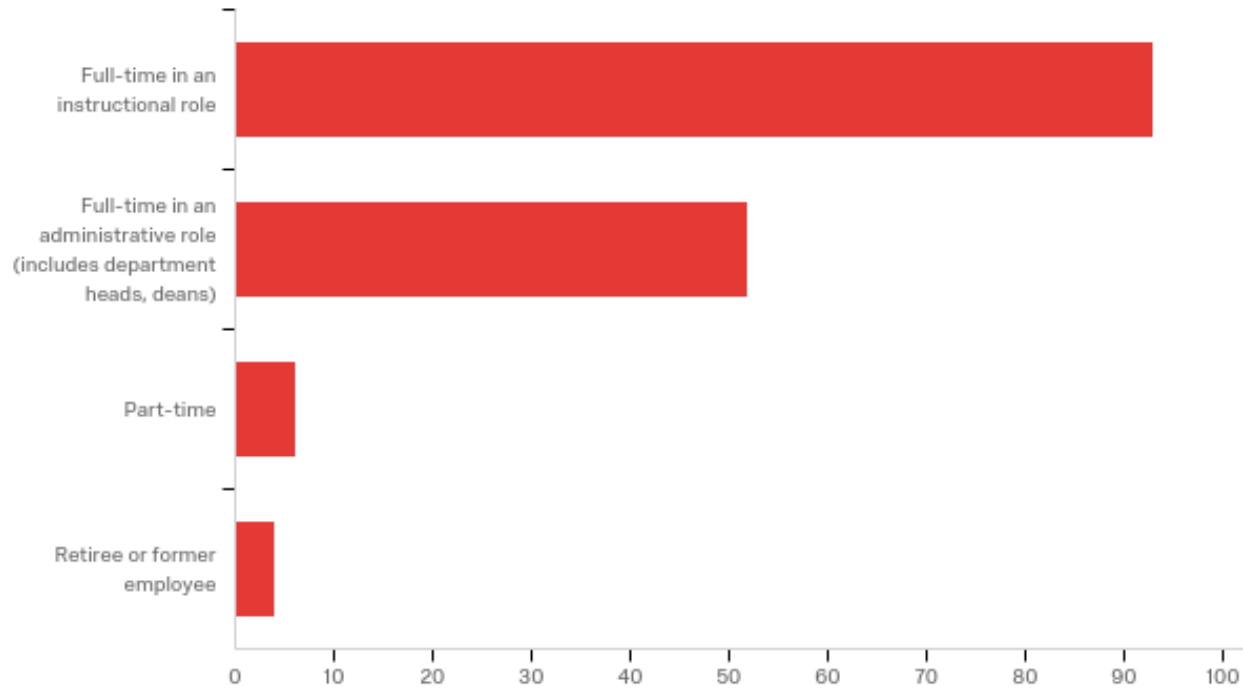
Primary Role at VSU



#	Field	Minimum	Maximum	Mean	Std Deviation	Variance	Count
1	Primary Role at VSU	1.00	3.00	1.51	0.77	0.59	157

#	Answer	%	Count
1	Faculty	66.24%	104
2	Staff	16.56%	26
3	Administration	17.20%	27
	Total	100%	157

Employment status at VSU

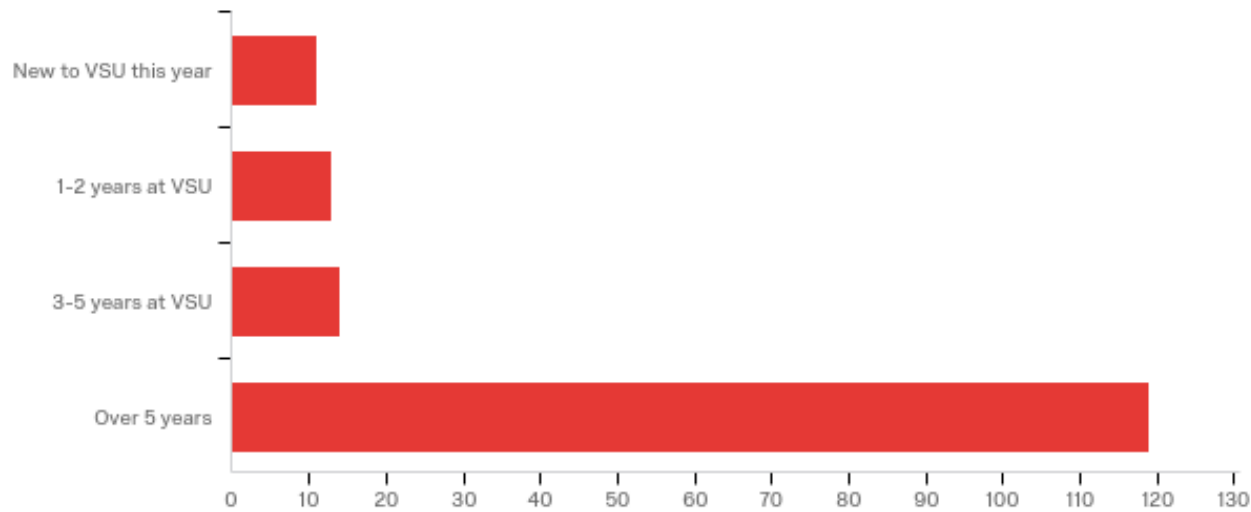


#	Field	Minimum	Maximum	Mean	Std Deviation	Variance	Count
1	Employment status at VSU	1.00	6.00	1.54	0.92	0.84	155

#	Answer	%	Count
1	Full-time in an instructional role	60.00%	93
2	Full-time in an administrative role (includes department heads, deans)	33.55%	52

#	Answer	%	Count
3	Part-time	3.87%	6
6	Retiree or former employee	2.58%	4
	Total	100%	155

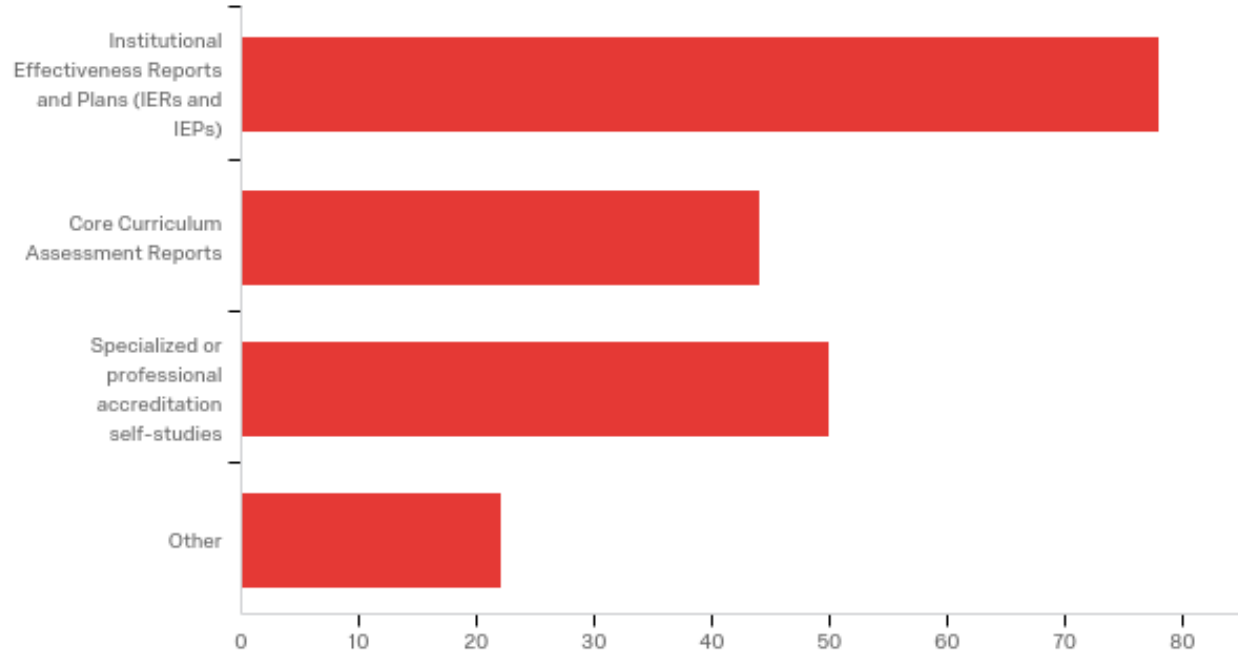
Time at VSU



#	Field	Minimum	Maximum	Mean	Std Deviation	Variance	Count
1	Time at VSU	1.00	6.00	5.05	1.73	2.98	157

#	Answer	%	Count
1	New to VSU this year	7.01%	11
2	1-2 years at VSU	8.28%	13
3	3-5 years at VSU	8.92%	14
6	Over 5 years	75.80%	119
	Total	100%	157

I regularly coordinate or contribute to the following assessment efforts in my department/unit:



#	Answer	%	Count
1	Institutional Effectiveness Reports and Plans (IERs and IEPs)	40.21%	78
2	Core Curriculum Assessment Reports	22.68%	44
3	Specialized or professional accreditation self-studies	25.77%	50
7	Other	11.34%	22
	Total	100%	194

Other

Other - Text

CPR, program accreditation self study

Annual evaluations

None

MPA Learning assessments

I was on the assessment committee one year and helped at that time to review Senior Seminar portfolios. That is the extent of my help on this subject.

If I specify, then I identify myself.

NA

edTPA and GACE assessments

previously coordinated the effort for NAIS when it was required for minors

Comprehensive Program Review

Comprehensive Program Reviews & other departmentally/programatic specific assessments/reviews

Strategic Enrollment management plan

Department level assessments such as composing survey questions or writing lesson plan templates

Data for Improvement

AOL

graduate comps to IERs/IEPs

BOR reporting

none

Rate your level of agreement with the purpose of assessment at VSU:

Question	Std. Dev.	Strongly Agree		Agree		Somewhat Agree		Neither Agree nor Disagree		Somewhat Disagree		Disagree		Strongly Disagree		Total (#)
		%	#	%	#	%	#	%	#	%	#	%	#	%	#	
I have a clear understanding of the purpose of assessment at VSU.	2.81	26.6	42	34.2	54	13.9	22	8.9	14	5.7	9	6.3	10	4.4	7	158
Assessment is expected as part of the continuous improvement process.	2.75	36.1	57	32.9	52	16.5	26	5.7	9	2.5	4	3.8	6	2.5	4	158
Assessment is an exercise primarily for compliance purposes.	2.96	16.5	26	26.6	42	19.6	31	10.1	16	10.8	17	13.3	21	3.2	5	158
If assessment was not required, I would not do it.	2.76	13.9	22	15.2	24	10.8	17	10.1	16	13.9	22	22.2	35	13.9	22	158
Assessments of programs are typically connected to student learning (or to operations/ services for administrative units).	2.86	13.9	22	39.9	63	20.9	33	10.1	16	5.1	8	3.2	5	7.0	11	158

Rate your level of agreement with the leadership of assessment at VSU:

Question	Std. Dev.	Strongly Agree		Agree		Somewhat Agree		Neither Agree nor Disagree		Somewhat Disagree		Disagree		Strongly Disagree		Total
		%	#	%	#	%	#	%	#	%	#	%	#	%	#	
Faculty are in charge of academic assessment at VSU.	1.61	10.2	16	28.7	45	26.8	42	13.4	21	7.6	12	8.9	14	4.5	7	157
Senior leaders (e.g., vice presidents, provost, deans) have made clear their expectations regarding assessment.	1.65	9.6	15	18.6	29	26.3	41	19.2	30	11.5	18	7.7	12	7.1	11	156
I can name the office (or committee) at VSU that leads assessment efforts for accreditation.	2.13	19.0	30	29.1	46	8.9	14	5.7	9	5.7	9	22.2	35	9.5	15	158
I can name the office (or committee) at my institution that leads assessment efforts for student learning.	2.04	17.8	28	24.2	38	8.3	13	10.2	16	10.8	17	21.0	33	7.6	12	157

Rate your level of agreement with the assessment structure at VSU:

Question	Std. Dev.	Strongly Agree		Agree		Somewhat Agree		Neither Agree nor Disagree		Somewhat Disagree		Disagree		Strongly Disagree		Total
		%	#	%	#	%	#	%	#	%	#	%	#	%	#	
Assessment is emphasized as part of VSU's institutional culture.	1.56	10.1	16	32.3	51	28.5	45	12.0	19	7.0	11	4.4	7	5.7	9	158
There is no systematic approach to assessment at VSU.	1.77	10.3	16	13.5	21	13.5	21	17.3	27	17.3	27	23.1	36	5.1	8	156
Assessment for accreditation purposes is prioritized above other assessment efforts.	1.61	19.2	30	25.0	39	12.8	20	27.6	43	5.1	8	7.7	12	2.6	4	156
A recommended change is more likely to be enacted if it is supported by assessment data.	1.54	20.5	32	37.2	58	18.0	28	14.1	22	3.2	5	1.9	3	5.1	8	156
Assessment results have no impact on resource allocations.	1.71	13.5	21	12.2	19	16.7	26	26.3	41	12.8	20	13.5	21	5.1	8	156
Assessment is an organized, coherent effort at VSU.	1.66	5.1	8	22.4	35	20.5	32	20.5	32	13.5	21	10.3	16	7.7	12	156
I have adequate training, resources, and experience to conduct meaningful assessment.	1.75	14.0	22	21.7	34	16.6	26	18.5	29	11.5	18	14.0	22	3.8	6	157

Rate your level of agreement with how assessment results are shared at VSU:

Question	Std. Dev.	Strongly Agree		Agree		Somewhat Agree		Neither Agree nor Disagree		Somewhat Disagree		Disagree		Strongly Disagree		Total
		%	#	%	#	%	#	%	#	%	#	%	#	%	#	
Assessment results are regularly shared throughout VSU.	1.72	3.9	6	16.0	25	18.0	28	16.7	26	18.0	28	16.7	26	10.9	17	156
Student assessment results are not regularly shared.	1.62	11.0	17	23.9	37	20.0	31	18.1	28	14.2	22	9.7	15	3.2	5	155
Assessment results are not intended for distribution.	1.74	5.1	8	14.7	23	10.3	16	27.6	43	11.5	18	18.6	29	12.2	19	156
Assessment results are regularly requested by colleagues.	1.52	3.9	6	5.8	9	7.1	11	30.1	47	16.7	26	25.6	40	10.9	17	156
Assessment success stories are shared throughout VSU.	1.71	3.9	6	9.6	15	16.7	26	19.2	30	16.7	26	18.6	29	15.4	24	156

Rate your level of agreement with how assessment results are used at VSU:

Question	Std. Dev.	Strongly Agree		Agree		Somewhat Agree		Neither Agree nor Disagree		Somewhat Disagree		Disagree		Strongly Disagree		Total
		%	#	%	#	%	#	%	#	%	#	%	#	%	#	
Decisions are made using assessment data.	1.57	6.4	10	27.6	43	21.8	34	21.2	33	9.6	15	9.0	14	4.5	7	156
Assessment results are used to scare faculty into compliance with what the administration wants.	1.88	11.5	18	12.8	20	16.0	25	22.4	35	8.3	13	17.3	27	11.5	18	156
Assessment data are used to identify the extent to which students meet specified learning outcomes or department goals.	1.61	11.6	18	29.7	46	23.2	36	16.8	26	7.1	11	6.5	10	5.2	8	155
Assessment results are criticized for not leading to change (e.g., going nowhere).	1.47	12.2	19	19.2	30	23.7	37	29.5	46	5.8	9	7.1	11	2.6	4	156
There is pressure to reveal only positive results from assessment efforts.	1.69	10.3	16	14.1	22	9.0	14	31.4	49	13.5	21	16.0	25	5.8	9	156

Rate your level of agreement with how assessment is perceived at VSU:

Question	Std. Dev.	Strongly Agree		Agree		Somewhat Agree		Neither Agree nor Disagree		Somewhat Disagree		Disagree		Strongly Disagree		Total
		%	#	%	#	%	#	%	#	%	#	%	#	%	#	
The majority of colleagues at VSU see assessment as focused on compliance.	1.32	17.3	27	26.9	42	21.8	34	25.6	40	3.9	6	4.5	7	0.0	0	156
I am not convinced that assessment is necessary.	1.96	8.9	14	10.8	17	10.2	16	10.2	16	14.7	23	25.5	40	19.8	31	157
Assessment is perceived as punishment.	1.88	9.0	14	8.3	13	14.7	23	15.4	24	10.3	16	28.2	44	14.1	22	156
Assessment is a threat to academic freedom.	1.94	8.4	13	5.2	8	14.2	22	13.6	21	9.7	15	22.6	35	26.5	41	155
The majority of administrators do not care about assessment.	1.74	6.4	10	7.1	11	7.1	11	25.6	40	13.5	21	23.1	36	17.3	27	156